

*ATHENA*<sup>®</sup>

Lincolnshire, UK



HOTEL 2024

1ST EDITION





A T H E N A

DISCOVER OUR BESPOKE SERVICE



## CONTENT

---

FLATWARE	2-47
COFFEE & TEA	48-75
SPECIALTY DINING	76-95
BUFFET DISPLAY	96-227
CHAFING DISH	228-287
TABLETOP	288-313
COCKTAIL, BAR & SERVICE	314-335



# FLATWARE

ATHENA PROVIDES COLLECTIONS OF STAINLESS STEEL FLATWARE WITH CHOICES OF DIFFERENT POLISHING TO BRIGHTEN UP THE DINING ATMOSPHERE FROM SMART CASUAL TO SIMPLE ELEGANCE. MIRROR, SATIN, VINTAGE AND PVD COLORING AT YOUR CHOICE.

## MIRROR POLISH

SHINY AND ELEGANT.  
EXTRA CARE REQUIRED TO KEEP LONG LASTING LUSTRE.





## MATT POLISH

SILKY AND SMOOTH. EASIER TO HANDLE,  
FINGER PRINTS PROOF.

## VINTAGE POLISH

SOLID AND AGED TEXTURE. EASY TO HANDLE. VIRTUALLY  
SCRATCH PROOF.





# ROSE GOLD



## WHAT IS PVD?

PHYSICAL VAPOUR DEPOSITION (PVD) IS AN ECO-FRIENDLY VACUUM COATING PROCESS THAT IS WIDELY APPLIED ON DIFFERENT CATERGORIES OF PRODUCTS SUCH AS JEWELRY, DOOR HARDWARE, CAR ACCESSORIES AND MARINE FITTINGS.

# MATT ROSE GOLD



NOW, WE BRING IT ONTO TABLEWARE TO PROVIDE BRILLIANT AND DURABLE DECORATIVE FINISH WITH EXCELLENT WEAR AND CORROSION RESISTANCE. IT IS NOT EASY TO CHIP, FADE, CORRODE OR TARNISH AND MOST IMPORTANTLY, IT IS FOOD SAFE.





VINTAGE ROSE GOLD




## HOW IS PVD PROCESSED?

PHYSICAL VAPOUR DEPOSITION (PVD) IS A PROCESS TO PRODUCE A METAL VAPOUR TO DEPOSIT ON THE TABLEWARE SURFACE AS A THIN BUT HIGHLY ADHERED PURE METAL OR ALLOY COATING.

THE COLOR IS DETERMINED BY THE CONTENT OF METAL OXIDE. THE PROCESS IS CARRIED OUT IN A VACUUM CHAMBER SO THAT THE METAL LAYER FORMED IS GUARANTEED TO BE PURE.





MATT TITAN

VINTAGE TITAN





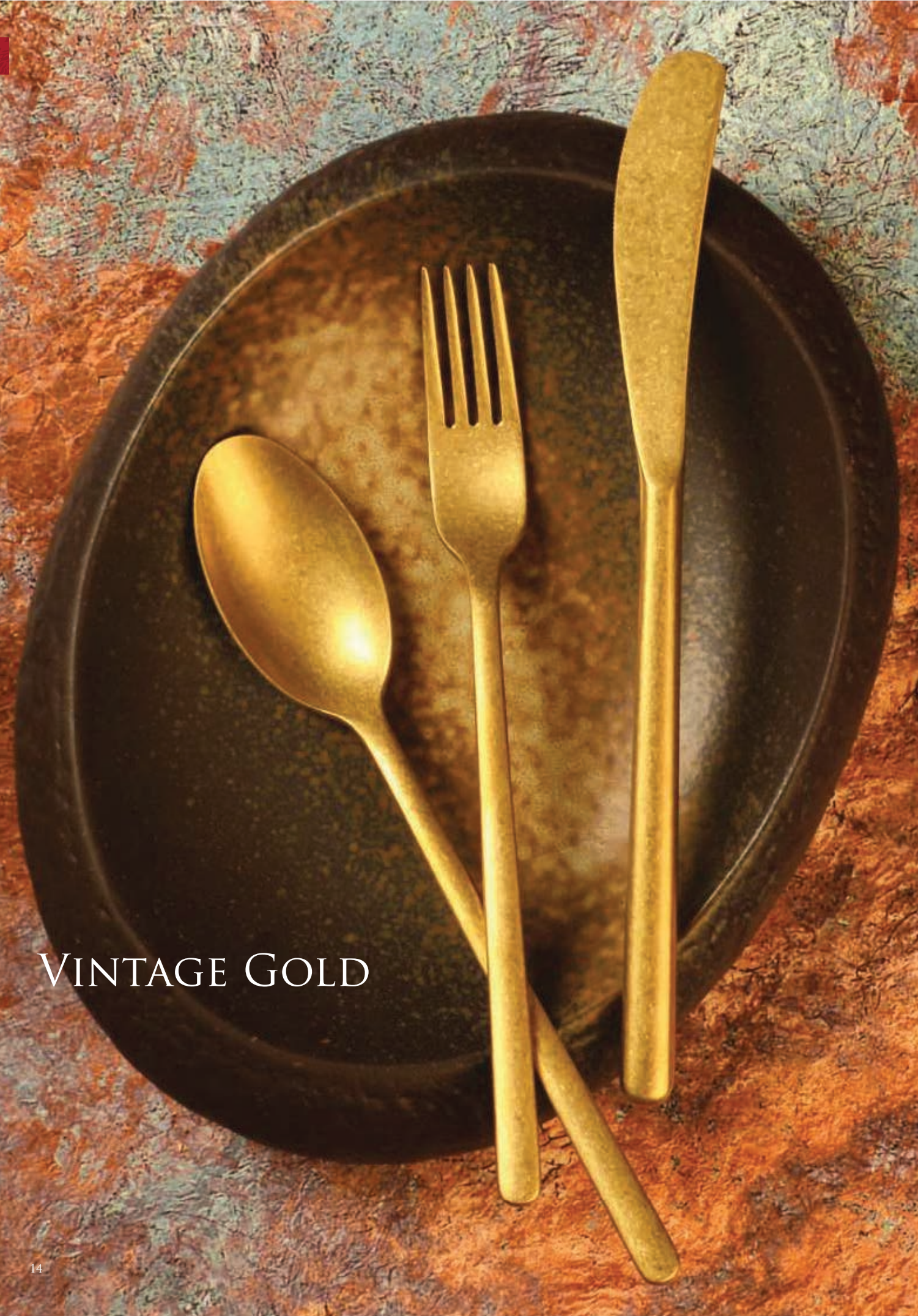
# BRIGHT GOLD



# MATT GOLD







# VINTAGE GOLD



# CHOCO

## HOW TO KEEP PVD TABLEWARE IN GOOD LUSTER?

PHYSICAL VAPOUR DEPOSITION (PVD) PROCESSED TABLEWARE CAN BE USED, WASHED AND STORED AS NORMAL STAINLESS STEEL CULTERY. CARE APPLIED TO STAINLESS STEEL CULTERY ALSO APPLY TO PVD CULTERY.

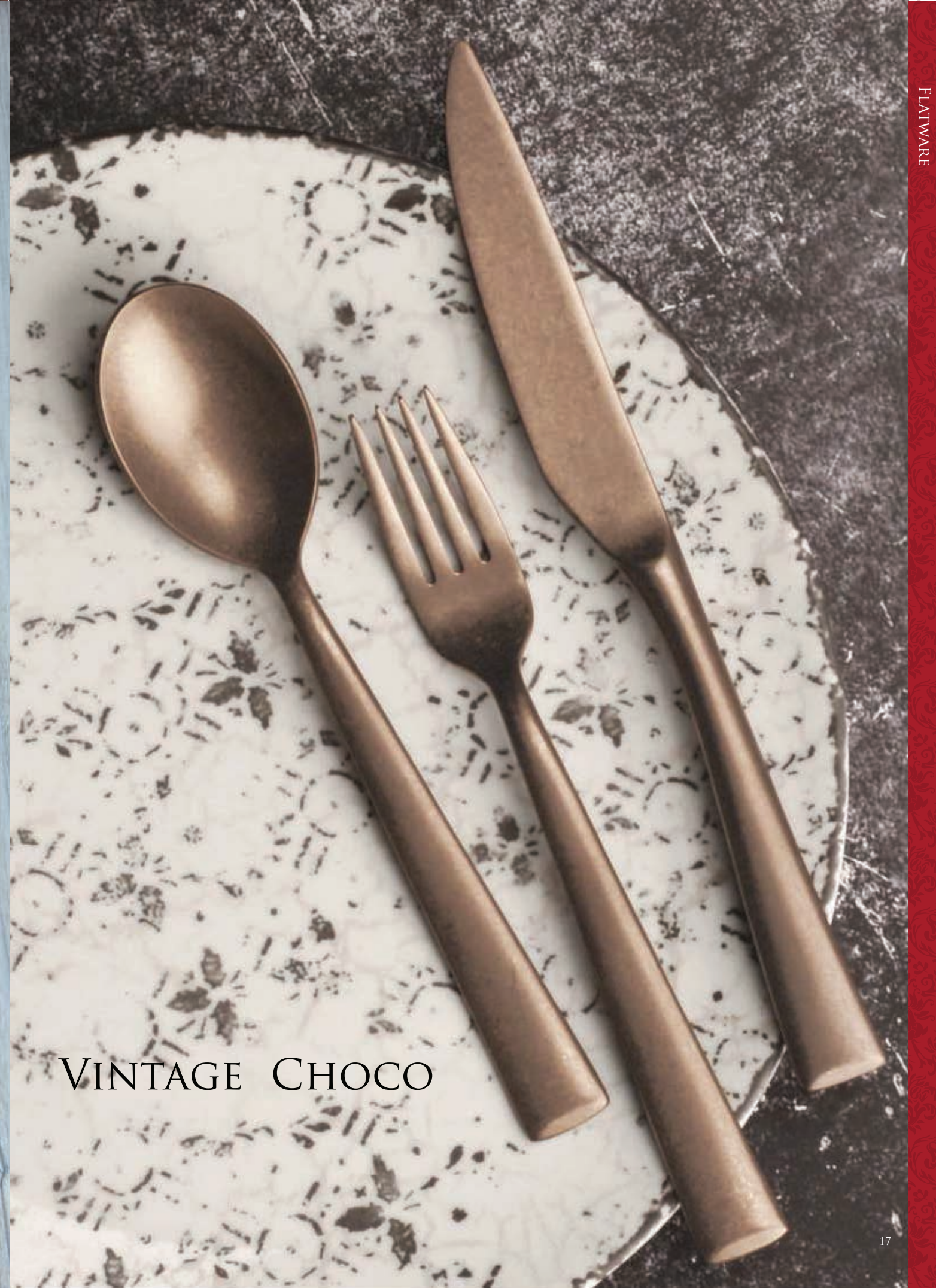
IT IS DISHWASHER SAFE AND FOOD SAFE.



# MATT CHOCO



# VINTAGE CHOCO







# HUGO 808

DESIGN 808  
 4.0 MM GAUGE  
 HIGH MIRROR POLISH  
 MONO BLOCK KNIFE



808-SK / STEAK KNIFE / 240MM

808-TK / TABLE KNIFE / 240MM

808-TF / TABLE FORK / 200MM

808-TS / TABLE SPOON / 202MM

808-SS / SOUP SPOON / 181MM

808-BK / BUTTER KNIFE / 170MM

808-FK / FISH KNIFE / 206MM

808-FF / FISH FORK / 185MM

808-DK / DESSERT KNIFE / 218MM

808-DF / DESSERT FORK / 185MM

808-DS / DESSERT SPOON / 187MM

808-ITS / ICE TEA SPOON / 210MM

808-ET / TEA SPOON / 142MM

808-CS / COFFEE SPOON / 110MM

808-CF / CAKE FORK / 141MM





# JOSSI 809

DESIGN 809  
 4.0 MM GAUGE  
 HIGH MIRROR POLISH  
 MONO BLOCK KNIFE



809-SK / STEAK KNIFE / 224MM

809-TK / TABLE KNIFE / 225MM

809-TF / TABLE FORK / 204MM

809-TS / TABLE SPOON / 205MM

809-SS / SOUP SPOON / 182MM

809-BK / BUTTER KNIFE / 163MM

809-FK / FISH KNIFE / 210MM

809-FF / FISH FORK / 186MM

809-DK / DESSERT KNIFE / 205MM

809-DF / DESSERT FORK / 186MM

809-DS / DESSERT SPOON / 185MM

809-ITS / ICE TEA SPOON / 210MM

809-ET / TEA SPOON / 144MM

809-CS / COFFEE SPOON / 112MM

809-CF / CAKE FORK / 144MM





# ZENA 710

## DESIGN 710

5.0 MM GAUGE  
 HIGH MIRROR POLISH  
 MONO BLOCK KNIFE



710-SK / STEAK KNIFE / 244MM



710-TK / TABLE KNIFE / 244MM



710-TF / TABLE FORK / 209MM



710-TS / TABLE SPOON / 206MM



710-SS / SOUP SPOON / 178MM



710-BK / BUTTER KNIFE / 170MM



710-FK / FISH KNIFE / 207MM



710-FF / FISH FORK / 186MM



710-DK / DESSERT KNIFE / 218MM



710-DF / DESSERT FORK / 186MM



710-DS / DESSERT SPOON / 185MM



710-ITS / ICE TEA SPOON / 212MM



710-ET / TEA SPOON / 145MM



710-CS / COFFEE SPOON / 110MM



710-CF / CAKE FORK / 145MM





# BERNILI 707

DESIGN 707  
5.0 MM GAUGE  
HIGH MIRROR POLISH  
MONO BLOCK KNIFE



-  707-SSK / STANDING STEAK KNIFE / 242MM
-  707-STK / STANDING TABLE KNIFE / 242MM
-  707-TK / TABLE KNIFE / 244MM
-  707-TF / TABLE FORK / 205MM
-  707-TS / TABLE SPOON / 202MM
-  707-SS / SOUP SPOON / 175MM
-  707-BK / BUTTER KNIFE / 170MM
-  707-FK / FISH KNIFE / 208MM
-  707-FF / FISH FORK / 185MM
-  707-SDK / STANDING DESSERT KNIFE / 218MM
-  707-DK / DESSERT KNIFE / 218MM
-  707-DF / DESSERT FORK / 185MM
-  707-DS / DESSERT SPOON / 182MM
-  707-ITS / ICE TEA SPOON / 210MM
-  707-ET / TEA SPOON / 143MM
-  707-CS / COFFEE SPOON / 110MM
-  707-CF / CAKE FORK / 143MM





# ANGELINA 706

## DESIGN 706

6.0 MM GAUGE  
HIGH MIRROR POLISH  
MONO BLOCK KNIFE



706-SK / STEAK KNIFE / 244MM

706-TK / TABLE KNIFE / 244MM

706-TF / TABLE FORK / 214MM

706-TS / TABLE SPOON / 217MM

706-SS / SOUP SPOON / 182MM

706-BK / BUTTER KNIFE / 176MM

706-FK / FISH KNIFE / 218MM

706-FF / FISH FORK / 189MM

706-DK / DESSERT KNIFE / 220MM

706-DF / DESSERT FORK / 189MM

706-DS / DESSERT SPOON / 191MM

706-ITS / ICE TEA SPOON / 210MM

706-ET / TEA SPOON / 145MM

706-CS / COFFEE SPOON / 113MM

706-CF / CAKE FORK / 147MM





# SAVADO 709

DESIGN 709  
5.0 MM GAUGE  
HIGH MIRROR POLISH  
MONO BLOCK KNIFE



-  709-SSK / STANDING STEAK KNIFE / 246MM
-  709-STK / STANDING TABLE KNIFE / 242MM
-  709-TK / TABLE KNIFE / 244MM
-  709-TF / TABLE FORK / 205MM
-  709-TS / TABLE SPOON / 203MM
-  709-SS / SOUP SPOON / 180MM
-  709-BK / BUTTER KNIFE / 180MM
-  709-FK / FISH KNIFE / 223MM
-  709-FF / FISH FORK / 187MM
-  709-SDK / STANDING DESSERT KNIFE / 217MM
-  709-DK / DESSERT KNIFE / 217MM
-  709-DF / DESSERT FORK / 187MM
-  709-DS / DESSERT SPOON / 184MM
-  709-ITS / ICE TEA SPOON / 210MM
-  709-ET / TEA SPOON / 143MM
-  709-CS / COFFEE SPOON / 110MM
-  709-CF / CAKE FORK / 144MM





# CHESA 848

DESIGN 848  
 5.0 MM GAUGE  
 HIGH MIRROR POLISH  
 MONO BLOCK KNIFE



848-SK#2 / STEAK KNIFE / 242MM

848-TK#2 / TABLE KNIFE / 242MM

848-TF / TABLE FORK / 208MM

848-TS / TABLE SPOON / 206MM

848-SS / SOUP SPOON / 180MM

848-BK#2 / BUTTER KNIFE / 170MM

848-FK / FISH KNIFE / 208MM

848-FF / FISH FORK / 183MM

848-DK#2 / DESSERT KNIFE / 210MM

848-DF / DESSERT FORK / 183MM

848-DS / DESSERT SPOON / 182MM

848-ITS / ICE TEA SPOON / 208MM

848-ET / TEA SPOON / 140MM

848-CS / COFFEE SPOON / 115MM

848-CF / CAKE FORK / 141MM





# ROYCE 806

DESIGN 806  
5.0 MM GAUGE  
HIGH MIRROR POLISH  
MONO BLOCK KNIFE



  
806-SK#2 / STEAK KNIFE / 241MM

  
806-TK#2 / TABLE KNIFE / 240MM

  
806-TF / TABLE FORK / 200MM

  
806-TS / TABLE SPOON / 198MM

  
806-SS / SOUP SPOON / 178MM

  
806-BK / BUTTER KNIFE / 170MM

  
806-FK / FISH KNIFE / 205MM


  
806-FF / FISH FORK / 183MM

  
806-DK#2 / DESSERT KNIFE / 210MM

  
806-DF / DESSERT FORK / 180MM

  
806-DS / DESSERT SPOON / 180MM

  
806-ITS / ICE TEA SPOON / 210MM

  
806-ET / TEA SPOON / 140MM

  
806-CS / COFFEE SPOON / 110MM

  
806-CF / CAKE FORK / 142MM





# VINCI 805

DESIGN 805  
4.0 MM GAUGE  
HIGH MIRROR POLISH  
MONO BLOCK KNIFE



805-SK#2 / STEAK KNIFE / 240MM

805-TK#2 / TABLE KNIFE / 240MM

805-TF / TABLE FORK / 201MM

805-TS / TABLE SPOON / 204MM

805-SS / SOUP SPOON / 178MM

805-BK#2 / BUTTER KNIFE / 180MM

805-FK / FISH KNIFE / 204MM

805-FF / FISH FORK / 181MM

805-DK#2 / DESSERT KNIFE / 210MM

805-DF / DESSERT FORK / 181MM

805-DS / DESSERT SPOON / 184MM

805-ITS / ICE TEA SPOON / 208MM

805-ET / TEA SPOON / 145MM

805-CS / COFFEE SPOON / 115MM

805-CF / CAKE FORK / 148MM





# BAGUETTE 820

DESIGN 820  
 3.5 MM GAUGE  
 HIGH MIRROR POLISH  
 MONO BLOCK KNIFE



820-SK / STEAK KNIFE / 240MM

820-TK / TABLE KNIFE / 240MM

820-TF / TABLE FORK / 207MM

820-TS / TABLE SPOON / 207MM

820-SS / SOUP SPOON / 169MM

820-BK / BUTTER KNIFE / 170MM

820-FK / FISH KNIFE / 214MM

820-FF / FISH FORK / 182MM

820-DK / DESSERT KNIFE / 213MM

820-DF / DESSERT FORK / 183MM

820-DS / DESSERT SPOON / 184MM

820-ITS / ICE TEA SPOON / 210MM

820-ET / TEA SPOON / 147MM

820-CS / COFFEE SPOON / 114MM

820-CF / CAKE FORK / 150MM





# NEW ENGLAND 703

DESIGN 703  
 3.0 MM GAUGE  
 HIGH MIRROR POLISH  
 MONO BLOCK KNIFE



703-SK / STEAK KNIFE / 235MM



703-TK / TABLE KNIFE / 235MM



703-TF / TABLE FORK / 203MM



703-TS / TABLE SPOON / 203MM



703-SS / SOUP SPOON / 175MM



703-BK / BUTTER KNIFE / 168MM



703-FK / FISH KNIFE / 204MM



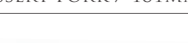
703-FF / FISH FORK / 181MM



703-DK / DESSERT KNIFE / 218MM



703-DF / DESSERT FORK / 181MM



703-DS / DESSERT SPOON / 182MM



703-ITS / ICE TEA SPOON / 210MM



703-ET / TEA SPOON / 142MM



703-CS / COFFEE SPOON / 110MM



703-CF / CAKE FORK / 145MM





# ENVY 705

## DESIGN 705

3.0 MM GAUGE  
HIGH MIRROR POLISH  
MONO BLOCK KNIFE



705-SK#2 / STEAK KNIFE / 224MM



705-TK#2 / TABLE KNIFE / 224MM



705-TF / TABLE FORK / 203MM



705-TS / TABLE SPOON / 200MM



705-SS / SOUP SPOON / 176MM



705-BK / BUTTER KNIFE / 168MM



705-FK / FISH KNIFE / 208MM



705-FF / FISH FORK / 183MM



705-DK#2 / DESSERT KNIFE / 208MM



705-DF / DESSERT FORK / 183MM



705-DS / DESSERT SPOON / 180MM



705-ITS / ICE TEA SPOON / 210MM



705-ET / TEA SPOON / 140MM



705-CS / COFFEE SPOON / 113MM



705-CF / CAKE FORK / 142MM



# MASON 8809

## DESIGN 8809

2.5MM GAUGE  
SATIN POLISH  
FULL TANG ABS HANDLE



8809-CF\_M-RSE / CAKE FORK ROSE / 148MM  
8809-ET\_M-RSE / TEA SPOON ROSE / 148MM  
8809-TS\_M-RSE / TABLE SPOON ROSE / 206MM  
8809-TF\_M-RSE / TABLE FORK ROSE / 206MM  
8809-SK\_M-RSE / STEAK KNIFE ROSE / 224MM



8809-CF\_M-CAM / CAKE FORK CARAMEL / 148MM  
8809-ET\_M-CAM / TEA SPOON CARAMEL / 148MM  
8809-TS\_M-CAM / TABLE SPOON CARAMEL / 206MM  
8809-TF\_M-CAM / TABLE FORK CARAMEL / 206MM  
8809-SK\_M-CAM / STEAK KNIFE CARAMEL / 224MM



8809-CF\_M-CYN / CAKE FORK CYAN / 148MM  
8809-ET\_M-CYN / TEA SPOON CYAN / 148MM  
8809-TS\_M-CYN / TABLE SPOON CYAN / 206MM  
8809-TF\_M-CYN / TABLE FORK CYAN / 206MM  
8809-SK\_M-CYN / STEAK KNIFE CYAN / 224MM



8809-CF\_M-APP / CAKE FORK APPLE / 148MM  
8809-ET\_M-APP / TEA SPOON APPLE / 148MM  
8809-TS\_M-APP / TABLE SPOON APPLE / 206MM  
8809-TF\_M-APP / TABLE FORK APPLE / 206MM  
8809-SK\_M-APP / STEAK KNIFE APPLE / 224MM



8809-CF\_M-BLK / CAKE FORK BLACK / 148MM  
8809-ET\_M-BLK / TEA SPOON BLACK / 148MM  
8809-TS\_M-BLK / TABLE SPOON BLACK / 206MM  
8809-TF\_M-BLK / TABLE FORK BLACK / 206MM  
8809-SK\_M-BLK / STEAK KNIFE BLACK / 224MM



# STEAK KNIVES & SUPPLEMENT

SHAPE, BOLSTER, BLADE, AND MATERIAL OF HANDLE DEFINE THE FORM OF A STEAK KNIFE WHILE GOOD WORKMANSHIP ADDS VALUE TO IT. CHOOSE YOUR FAVOURITE STEAK KNIFE TO MATCH YOUR CUISINE AND MOOD.





# LACROX

DELUXE STEAK KNIVES,  
FULL TANG FORGED, FEATURED WITH  
SELECTED HANDLE MATERIAL.



1



2

1 LACROX STEAK FORK / SF-06-EB  
210 MM LENGTH  
2 LACROX STEAK KNIFE / SK-06-EB  
BLADE: 120MM OVERALL: 242MM  
EBONY COLOUR  
PAKKA WOOD HANDLE



1



2

1 LACROX STEAK FORK / SF-06-DQ  
210 MM LENGTH  
2 LACROX STEAK KNIFE / SK-06-DQ  
BLADE: 120MM OVERALL: 242MM  
DARK QUARTZ COLOUR  
ACRYLIC HANDLE



1



2

1 LACROX STEAK FORK / SF-06-MA  
210 MM LENGTH  
2 LACROX STEAK KNIFE / SK-06-MA  
BLADE: 120MM OVERALL: 242MM  
MARRON COLOUR  
PAKKA WOOD HANDLE



1



2

1 LACROX STEAK FORK / SF-06-NO  
210 MM LENGTH  
2 LACROX STEAK KNIFE / SK-06-NO  
BLADE: 120MM OVERALL: 242MM  
NATURE OLIVE WOOD COLOUR  
SOLID WOOD HANDLE



1



2

1 LACROX STEAK FORK / SF-06-PI  
210 MM LENGTH  
2 LACROX STEAK KNIFE / SK-06-PI  
BLADE: 120MM OVERALL: 242MM  
PISTACHE COLOUR  
PAKKA WOOD HANDLE



1



2

1 LACROX STEAK FORK / SF-06-OL  
210 MM LENGTH  
2 LACROX STEAK KNIFE / SK-06-OL  
BLADE: 120MM OVERALL: 242MM  
OLIVE COLOUR  
PAKKA WOOD HANDLE



# SUPPLEMENT CUTLERY



POSH II STEAK KNIFE / SK-03  
BLADE: 113MM OVERALL: 227MM  
DARK BROWN  
PAKKA WOOD HANDLE



POSH II STEAK KNIFE / SK-04  
BLADE: 113MM OVERALL: 227MM  
BLACK POM HANDLE



POSH I STEAK KNIFE / SK-05  
BLADE: 113MM OVERALL: 227MM  
STEEL HOLLOW HANDLE



GORDON I STEAK KNIFE / SK-13-MA  
BLADE: 140MM OVERALL: 250MM  
PAKKA WOOD HANDLE



NOVA STEAK KNIFE / SK-11  
BLADE: 115MM OVERALL: 223MM  
BLACK POM HANDLE



JUMBO STEAK KNIFE / SK-12  
BLADE: 122MM OVERALL: 232MM  
NATURAL ACACIA HANDLE



LOBSTER FORK  
826-SES / 205MM



LOBSTER CRACKER  
TB-01 / 157MM



GRANDE PLUS BRIDAL KNIFE  
GP-52BR / BLADE: 240MM / OVERALL: 370MM



# LYNDON

PROFESSIONALLY CRAFTED SERIES IN PRECISE SHAPE, GAUGE AND CAPACITY.  
PERFECT FOR HIGH VOLUME MODERN CAFÉS. COMES IN PRETTY BUT SUBTLE  
COLORS, WELL COORDINATED WITH ATHENA'S MASON FLATWARE.



# MINI

DESIGNED FOR ESPRESSO SINGLE OR DOUBLE SHOTS.  
EASY TO GRIP HANDLE, TINY & SEXY.





## REGULAR

A FRIENDLY SIZE FOR MOCHA, FLATWHITE OR FRUIT TEA.  
THICKENED WALL FOR PROLONGED HEAT RETENTION.



## GRANDE

GOOD FOR BOTH CAPPUCCINO & CAFFE LATTE. LATTE ART IS  
ENHANCED BY THE JUMBO CUP SIZE AND ROUNDED INNER BASE.  
THICKENED WALL FOR PROLONGED HEAT RETENTION.





# TALL

A UNIVERSAL SIZE FOR AMERICANO, CAPPUCCINO,  
CHOCOLATE AND EVEN ICED DRINK.



MINI / CUP 0.08L / SAUCER Ø120MM



RED  
CW-301.08-RED,  
CW-401.120-RED



PEANUT  
CW-301.08-PNT,  
CW-401.120-PNT



TURQUOISE  
CW-301.08-TUR,  
CW-401.120-TUR



WHITE  
CW-301.08-WHT,  
CW-401.120-WHT



BLACK  
CW-301.08-BLK,  
CW-401.120-BLK

REGULAR / CUP 0.20L / SAUCER Ø145MM



RED  
CW-301.20-RED,  
CW-401.145-RED



PEANUT  
CW-301.20-PNT,  
CW-401.145-PNT



TURQUOISE  
CW-301.20-TUR,  
CW-401.145-TUR



WHITE  
CW-301.20-WHT,  
CW-401.145-WHT



BLACK  
CW-301.20-BLK,  
CW-401.145-BLK

GRANDE / CUP 0.25L / SAUCER Ø170MM



RED  
CW-301.25-RED,  
CW-401.170-RED



PEANUT  
CW-301.25-PNT,  
CW-401.170-PNT



TURQUOISE  
CW-301.25-TUR,  
CW-401.170-TUR



WHITE  
CW-301.25-WHT,  
CW-401.170-WHT



BLACK  
CW-301.25-BLK,  
CW-401.170-BLK

TALL / CUP 0.30L / SAUCER Ø160MM



RED  
CW-301.30-RED,  
CW-401.160-RED



PEANUT  
CW-301.30-PNT,  
CW-401.160-PNT



TURQUOISE  
CW-301.30-TUR,  
CW-401.160-TUR



WHITE  
CW-301.30-WHT,  
CW-401.160-WHT



BLACK  
CW-301.30-BLK,  
CW-401.160-BLK



# MANDARIN

SEE THE TEA LEAVES AND FLOWERS DEVELOP THROUGH THE CRYSTAL CLEAR TEAPOT BODY, BREW UP TO YOUR OWN TASTE WHILE ENJOYING THE VISUAL. EASY TO CLEAN, HANDMADE WITH BUBBLE-LESS BOROSILICATE GLASS.



MANDARIN TEA POT WITH GLASS INFUSER

Handmade



GTP-07.50 / 0.50L



GTP-07.100 / 1L

MANDARIN TEA CUP

Handmade



- 1 GDC-07.10 / 0.10L
- 2 SAU-04.132 / Ø132MM

MANDARIN TEA CUP

Handmade



- 1 GDC-07.10 / 0.10L
- 2 TR-905 / 185x120x22(H)MM

MANDARIN TEA WARMER



TOP-117 / Ø150x52(H)MM

LEXI TEA STRAINER



TOP-13 / Ø65x86(H)MM



# DORF

SMARTLY DESIGNED NEW TEAPOT COMES WITH OVERSIZED TEA BALL WITH AMPLE ROOM FOR WHOLE TEA LEAVES. THE TEA BALL CAN BE PULLED UP TO STOP BREWING WHEN IT COMES TO YOUR FAVOURABLE STRENGTH. MATCHING TEA WARMER AVAILABLE.



## DORF TEAPOT WITH INFUSER



GTP-08.50\_M /  
MATT STEEL / 0.5L



GTP-08.100\_M /  
MATT STEEL / 1.0L



TOP-98\_M /  
MATT STEEL /  
Ø107x70(H)MM



GTP-08.50\_MZR /  
MATT GOLD / 0.5L



GTP-08.100\_MZR /  
MATT GOLD / 1.0L



TOP-98\_MZR /  
MATT GOLD /  
Ø107x70(H)MM



GTP-08.50\_MGR /  
MATT ROSE GOLD / 0.5L



GTP-08.100\_MGR /  
MATT ROSE GOLD / 1.0L



TOP-98\_MGR /  
MATT ROSE GOLD /  
Ø107x70(H)MM



THE TEA BALL CAN BE PULLED UP TO STOP BREWING WHEN IT COMES TO YOUR FAVOURABLE STRENGTH



MATCHING CREAM & SUGAR SETS ARE AVAILABLE ON P.70





## DORF II

EXTRA-ORDINARY AND EYE-CATCHING, THIS FRENCH PRESS OFFERS THE LEISURE OF SELF-BREWED COFFEE WHILE BRIGHTENING UP THE TABLE. COME WITH MATCHING CUPS AND SAUCERS.

### DORF II FRENCH PRESS



GCP-08.35\_M / MATT STEEL / 0.35L  
GCP-08.35\_MZR / MATT GOLD / 0.35L  
GCP-08.35\_MGR / MATT ROSE GOLD / 0.35L



GCP-08.50\_M / MATT STEEL / 0.5L  
GCP-08.50\_MZR / MATT GOLD / 0.5L  
GCP-08.50\_MGR / MATT ROSE GOLD / 0.5L

### DORF DOUBLE WALL THERMO GLASS *Handmade*



GDG-03.10 / 0.10L



GDG-03.22 / 0.22L



GDG-03.25 / 0.25L



GDG-03.30 / 0.30L

### STAINLESS STEEL SAUCER



SAU-04.115 / Ø115MM



SAU-04.132 / Ø132MM



SAU-04.149 / Ø149MM



SAU-04.158 / Ø158MM



## SOFIA

FULLY EQUIPPED AND PROFESSIONALLY DESIGNED, SOFIA COFFEE DRIPPER BRINGS YOU IRRESISTIBLE AND EXOTIC ENJOYMENT OF HAND DRIP COFFEE IN VIETNAMESE STYLE.

### SOFIA COFFEE DRIPPER



CD-01.200 / STEEL / 0.20L



CD-01.200\_ZR / GOLD / 0.20L



CD-01.200\_GR / ROSE GOLD / 0.20L

### LEXI DOUBLE WALL GLASS



GDG-01.22 / HOT COFFEE 0.22L



GDG-01.25 / ICED COFFEE 0.25L





# NOVA

A CLASSY DESIGN OF DOUBLE WALL THERMO GLASS FEATURED WITH STAINLESS STEEL SAUCER - LAY BACK FOR A SIP OF AFTERNOON TEA.



NOVA DOUBLE WALL THERMO GLASS WITH SAUCER **Handmade**



GDC-04.10 / SAU



GDC-04.22 / SAU



GDC-04.25 / SAU



GDC-04.30 / SAU

NOVA DOUBLE WALL THERMO GLASS **Handmade**



GDC-04.10 / 0.10L



GDC-04.22 / 0.22L



GDC-04.25 / 0.25L



GDC-04.30 / 0.30L

STAINLESS STEEL SAUCER



SAU-04.115 / Ø115MM



SAU-04.132 / Ø132MM



SAU-04.149 / Ø149MM



SAU-04.158 / Ø158MM

A BIG FAMILY OF MODERNLY DESIGNED DOUBLE WALL THERMO GLASSES SERVING HOT & COLD DRINKS AT THEIR BEST TEMPERATURE. THERMO GLASSES ALSO KEEP YOUR HANDS COMFORTABLE AND AWAY FROM BURN OR FROST.

# LEXI



LEXI TEA POT WITH S/S INFUSER **Handmade**



GTP-02.35 / 0.35L



GTP-02.60 / 0.60L

LEXI DOUBLE WALL THERMO GLASS **Handmade**



GDG-01.10 / 0.10L



GDG-01.22 / 0.22L



GDG-01.25 / 0.25L



GDG-01.30 / 0.30L

LEXI DOUBLE WALL THERMO GLASS **Handmade**



GDC-01.10 / 0.10L



GDC-01.22 / 0.22L



# LEXI

SIGNATURE RANGE



LEXI DOUBLE WALL THERMO GLASS **Handmade**



GDG-01.21 / 0.21L



GDG-01.35 / 0.35L



GDG-01.47 / 0.47L

# SWING

SIGNATURE RANGE



SWING DOUBLE WALL THERMO GLASS **Handmade**



GDG-08.12 / 0.12L



GDG-08.18 / 0.18L



GDG-08.30 / 0.30L



GDG-08.47 / 0.47L



# LYNDON

LYNDON WOODEN TRAYS ARE DESIGNED FOR MODERN CAFÉ. LOVELY SHAPE COMES IN SIX SIZES TO FIT COFFEE CUPS AND CAFÉ BISTRO - HANDLY AND CONVENIENT, EASY TO PRESENT.



**L** LYNDON TRAY TR-34.15090.20 / 150×90×20(H)MM  
LYNDON MINI CW-301.08-RED / 0.08L

**R** LYNDON TRAY TR-34.27090.20 / 270×90×20(H)MM  
LYNDON MINI CW-301.08-BLK / 0.08L



**L** LYNDON TRAY TR-34.184110.20 / 184×110×20(H)MM  
LYNDON REGULAR CW-301.20-TUR / 0.20L

**R** LYNDON TRAY TR-34.290110.20 / 290×110×20(H)MM  
LYNDON REGULAR CW-301.20-RED / 0.20L



**L** LYNDON TRAY TR-34.200120.20 / 200×120×20(H)MM  
LYNDON GRANDE CW-301.25-PNT / 0.25L

**R** LYNDON TRAY TR-34.300120.20 / 300×120×20(H)MM  
LYNDON GRANDE CW-301.25-BLK / 0.25L



**L** LYNDON TRAY TR-34.200120.20 / 200×120×20(H)MM  
LYNDON TALL CW-301.30-BLK / 0.30L

**R** LYNDON TRAY TR-34.300120.20 / 300×120×20(H)MM  
LYNDON TALL CW-301.30-TUR / 0.30L



**L** LYNDON TRAY TR-34.15090.20 / 150×90×20(H)MM  
DORF ESPRESSO GDG-03.10 / 0.10L

**R** LYNDON TRAY TR-34.27090.20 / 270×90×20(H)MM  
LEXI ESPRESSO GDG-01.10 / 0.10L



**L** LYNDON TRAY TR-34.184110.20 / 184×110×20(H)MM  
DORF LATTE GDG-03.22 / 0.22L

**R** LYNDON TRAY TR-34.290110.20 / 290×110×20(H)MM  
LEXI LATTE GDG-01.22 / 0.22L



**L** LYNDON TRAY TR-34.200120.20 / 200×120×20(H)MM  
DORF ICE DRINK GDG-03.30 / 0.30L

**R** LYNDON TRAY TR-34.300120.20 / 300×120×20(H)MM  
LEXI ICE DRINK GDG-01.30 / 0.30L





# COMBINATIONS

ATHENA COFFEE & TEA ACCESSORIES  
LINK UP THE WHOLE FAMILY AND  
PRESENT AMAZING COMBINATIONS  
TO SERVE.



- FEATURING:
- 1 STR-02 DORF COFFEE TRAY / 192x118x15(H)MM
  - 2 GDC-04.10 NOVA DOUBLE WALL THERMO GLASS / 0.10L
  - 3 848-CS CHESA COFFEE SPOON / 115MM

MORE GLASS CHOICES:



- FEATURING:
- 1 STR-02 DORF COFFEE TRAY / 192x118x15(H)MM
  - 2 SMJ-04.15 MESSINA II MILK JUG / 0.15L
  - 3 SSB-04.20 MESSINA II SUGAR BOWL / 0.20L
  - 4 805-ET VINCI TEA SPOON / 145MM



- FEATURING:
- 1 TR-47.180100 LEXI WOODEN TRAY / 180x100x20(H)MM
  - 2 GDG-01.10 LEXI DOUBLE WALL THERMO GLASS / 0.10L



- FEATURING:
- 1 STR-02 DORF COFFEE TRAY / 192x118x15(H)MM
  - 2 CW-301.08 LYNDON ESPRESSO CUP / 0.08L
  - 3 BORMIOLI ROCCO 383470 ZENO WATER GLASS / 0.26L
  - 4 808-CS HUGO COFFEE SPOON / 110MM

COLOUR CHOICES:



- FEATURING:
- 1 STR-02 DORF COFFEE TRAY / 192x118x15(H)MM
  - 2 CW-301.20 LYNDON LATTE CUP / 0.20L
  - 3 BORMIOLI ROCCO 383470 ZENO WATER GLASS / 0.26L
  - 4 808-ET HUGO TEA SPOON / 142MM

COLOUR CHOICES:



- FEATURING:
- 1 TR-47.200110 LEXI WOODEN TRAY / 200x110x20(H)MM
  - 2 GDG-01.22 LEXI DOUBLE WALL THERMO GLASS / 0.22L



- FEATURING:
- 1 TR-47.320120 LEXI WOODEN TRAY / 320x120x20(H)MM
  - 2 GDG-01.30 LEXI DOUBLE WALL THERMO GLASS / 0.30L





## SADIE

SADIE CREAM AND SUGAR SET  
RESEMBLES A BASIC AND RUSTIC TOUCH,  
A SMART HIGHLIGHT ON THE TABLE.

SADIE CREAM & SUGAR SET, SMALL



TOP-100CS.SET-S\_M MATT STEEL

- 2 SUGAR BOWLS / Ø45×45(H)MM



TOP-100CS.SET-S\_MZR MATT GOLD

- 1 CREAMER / Ø45×45(H)MM



TOP-100CS.SET-S\_MGR MATT ROSE GOLD

- 1 WOODEN TRAY / 165×60×15(H)MM

SADIE CREAM & SUGAR SET, LARGE



TOP-100CS.SET-L\_M MATT STEEL

- 2 SUGAR BOWLS / Ø60×60(H)MM



TOP-100CS.SET-L\_MZR MATT GOLD

- 1 CREAMER / Ø60×60(H)MM



TOP-100CS.SET-L\_MGR MATT ROSE GOLD

- 2 SPOONS / 140MM

- 1 WOODEN TRAY / 220×80×20(H)MM



## MESSINA II

MESSINA II MILK JUG



SMJ-04.25 / 0.25L



SMJ-04.15 / 0.15L



SSB-04.20 / 0.20L

MESSINA II COFFEE/ TEA POT



STP-04.50 / 0.50L



STP-04.90 / 0.90L



FEATURING:

- ① STR-02 DORF COFFEE TRAY / 192×118×15(H)MM
- ② SMJ-04.15 MESSINA II MILK JUG / 0.15L
- ③ SSB-04.20 MESSINA II SUGAR BOWL / 0.20L
- ④ 805-ET VINCI TEA SPOON / 145MM



# NORDICA

NEW DESIGN AFTERNOON TEA STAND WITH A TOUCH OF HAMMERING HANDICRAFT AND A SENSE FROM GREEN GARDEN. AVAILABLE IN 2 SIZES, FIT PERFECTLY WITH 6 AND 8 INCHES PLATES RESPECTIVELY.

3 TIERS AFTERNOON TEA STAND  
TOP-79 / 300x260x460(H)MM  
(FITS 8" PLATE, PLATE NOT INCLUDED)

2 TIERS AFTERNOON TEA STAND  
TOP-78 / 220x190x300(H)MM  
(FITS 6" PLATE, PLATE NOT INCLUDED)

# AFTERNOON TEA

SPEND YOU LEISURE TIME IN STYLE

MANDARIN 2 TIERS HIGH TEA STAND



TOP-66B / Ø200x330(H)MM  
(FITS 6" PLATE, PLATE NOT INCLUDED)

MANDARIN 3 TIERS HIGH TEA STAND



TOP-67 / Ø230x460(H)MM  
(FITS 8" PLATE, PLATE NOT INCLUDED)

RING 3 TIERS HIGH TEA STAND



TOP-08 / Ø230x408(H)MM  
(FITS 8" PLATE, PLATE NOT INCLUDED)



TOP-08-BLK / BLACK  
(FITS 8" PLATE, PLATE NOT INCLUDED)

CORTE PORCELAIN BOWL



GH-57 / Ø50x25(H)MM  
GH-14 / Ø70x40(H)MM

IMPERIAL BUTTER DISH SET



TOP-02 / Ø78x67(H)MM

LEXI TEA STRAINER



TOP-13 / Ø65x86(H)MM

SCISSOR PASTRY TONGS



BU-20 / 212MM

KUBA JAM TRAY, 3 BOTTLES



TOP-65 / 151x80x9(H)MM

KUBA JAM TRAY, 4 BOTTLES



TOP-63 / 93x93x9(H)MM

RING JAM STAND



TOP-15 / 160x56x150(H)MM

RING HONEY STAND



TOP-16 / 160x56x90(H)MM



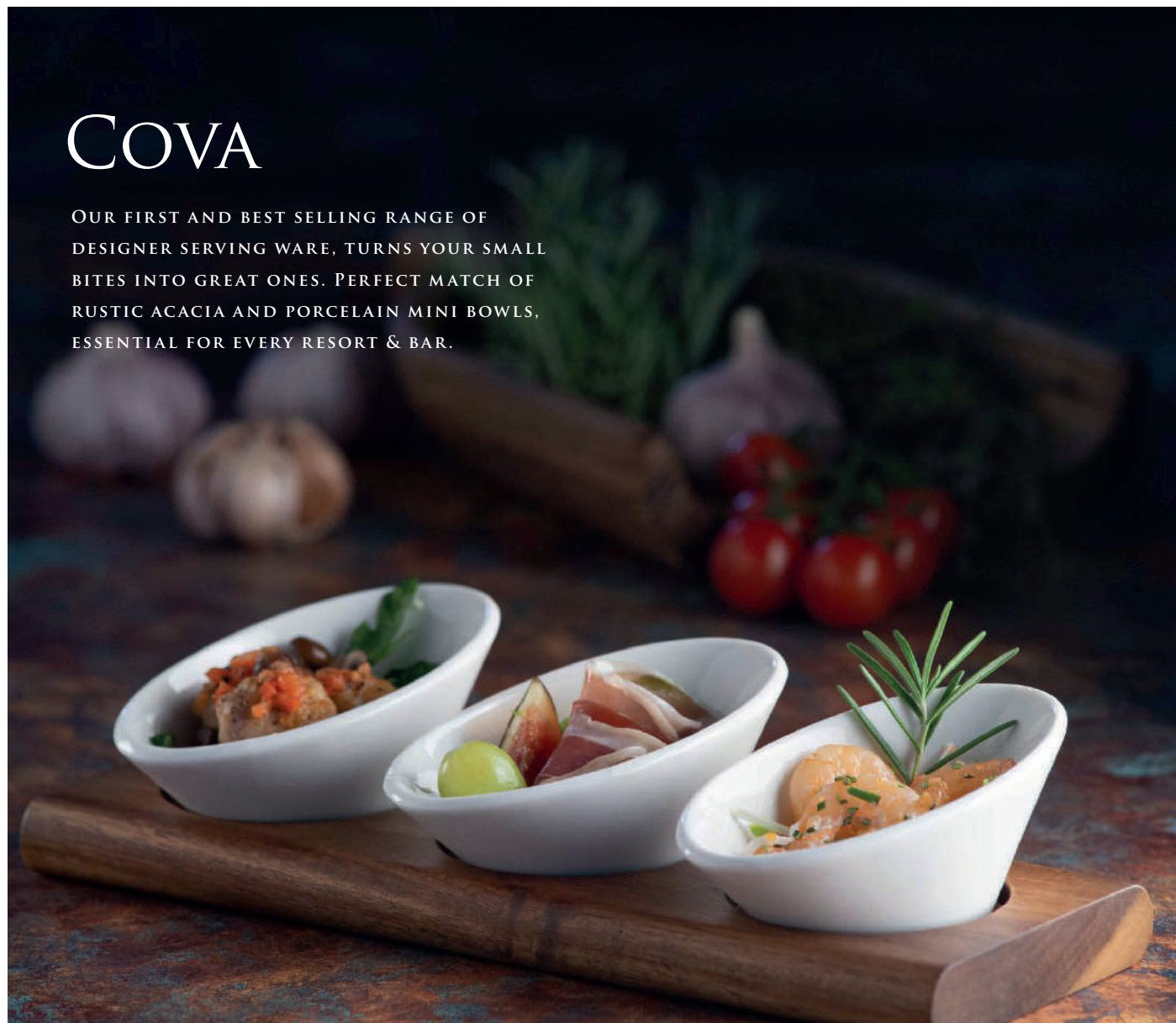


TOP-46 / LUXY AFTERNOON TEA STAND /  
Ø360×1165(H)MM



# COVA

OUR FIRST AND BEST SELLING RANGE OF DESIGNER SERVING WARE, TURNS YOUR SMALL BITES INTO GREAT ONES. PERFECT MATCH OF RUSTIC ACACIA AND PORCELAIN MINI BOWLS, ESSENTIAL FOR EVERY RESORT & BAR.



**ARROW EDGE**  
FOR EASY LIFTING

DIP PLATE SET / CB-43.2, CONSISTING OF:  
- WOODEN PLATE / 180x362x20(H)MM  
- GH-14 SAUCE BOWL / Ø70x40(H)MM



RELISH SET / CB-102.4, CONSISTING OF:  
- WOODEN PLATE / 448x120x22(H)MM  
- 3PCS OF GH-13 RELISH BOWL / Ø90x42(H)MM



DIP PLATE SET / CB-45.2, CONSISTING OF:  
- WOODEN PLATE / 102x300x40(H)MM  
- GH-12 SAUCE BOWL / Ø80x30(H)MM



DIP PLATE SET / CB-44.4, CONSISTING OF:  
- WOODEN PLATE / 300x300x40(H)MM  
- 3PCS OF GH-12 SAUCE BOWL / Ø80x30(H)MM



DIP PLATE SET / CB-51.4, CONSISTING OF:  
- WOODEN PLATE / 205x300x40(H)MM  
- 3PCS OF GH-12 SAUCE BOWL / Ø80x30(H)MM



TAPAS SET / CB-103.4A, CONSISTING OF:  
- WOODEN PLATE / 290x105x22(H)MM  
- 3PCS OF GH-19 TAPAS BOWL / 120x75x50(H)MM

# NATURAL SLATE

FOOD SAFE LAMINATED NATURAL SLATE<sup>A</sup> IS PERFECT FOR AN ARRAY OF FINE FOOD PRESENTATION. EASY TO USE AND MATCH, GO FRIENDLY WITH PORCELAIN AND WOODEN PLATE.



NS-200100.08 / 200x100x8MM



NS-300120.08 / 300x120x8MM



NS-400120.08 / 400x120x8MM



NS-300200.08 / 300x200x8MM



NS-200200.08 / 200x200x8MM



NS-300300.08 / 300x300x8MM



NS-250R.08 / Ø250x8MM



NS-300R.08 / Ø300x8MM

<sup>A</sup>NATURAL SLATE IS A HAND CRAFTED PRODUCT, DIMENSIONS STATED ABOVE MAY VARY.





# ASHLEY

DESIGNER BOARDS MADE OF NATURAL ACACIA WITH DIFFERENT FUNCTIONS DEVOTED TO THE BEST PRESENTATION OF FINE FOOD, TAPAS & PLATTERS.



TOMAHAWK SERVING BOARD SET / CB-81.3, CONSISTING OF:  
 - PORCELAIN PLATE / 380x235MM  
 - WOODEN BOARD / 430x250MM WITH METAL RING



SERVING BOARD SET / CB-88.2, CONSISTING OF:  
 - SLATE PLATE / 530x330MM  
 - WOODEN BOARD / 575x375MM



SERVING BOARD SET / CB-79.2, CONSISTING OF:  
 - SLATE PLATE / 480x230MM  
 - WOODEN BOARD / 520x272MM



SERVING BOARD SET / CB-87.2, CONSISTING OF:  
 - SLATE PLATE / 315x155MM  
 - WOODEN BOARD / 360x200MM



SERVING BOARD SET / CB-109.2, CONSISTING OF:  
 - SLATE PLATE / 330x230MM  
 - WOODEN BOARD WITH RECESS / 380x280MM





SERVING BOARD SET



SERVING BOARD SET / TR-2201.2,  
CONSISTING OF:  
- SLATE PLATE / Ø250×8(H)MM  
- WOODEN BOARD / Ø290×40(H)MM



SERVING BOARD SET / TR-2202.2,  
CONSISTING OF:  
- SLATE PLATE / Ø300×8(H)MM  
- WOODEN BOARD / Ø340×40(H)MM



SERVING BOARD SET / TR-2203.2,  
CONSISTING OF:  
- SLATE PLATE / Ø350×8(H)MM  
- WOODEN BOARD / Ø390×40(H)MM

# ASHLEY

ASHLEY IS REFINED  
IN SHAPES AND  
SIZES TO RESPECT  
NOWADAYS RESTAURANT  
REQUIREMENTS FOR  
EVERY SEXY AND HANDY  
PRESENTATION OF FINE  
CUISINES.



SERVING BOARD



SERVING BOARD / CB-104  
BOARD 290×200MM  
OVERALL 400×200×20(H)MM



SERVING BOARD / CB-105  
BOARD 254×254MM  
OVERALL 254×360×20(H)MM



SERVING BOARD / CB-106  
BOARD 390×200MM  
OVERALL 500×200×20(H)MM



SERVING BOARD / CB-107  
BOARD 590×200MM  
OVERALL 700×200×20(H)MM



SERVING BOARD / CB-108  
BOARD 305×305MM  
OVERALL 305×412×20(H)MM



# SADIE

## MINI POTS

DESIGNED TO BRIGHTEN UP THE CHEF'S PRESENTATION WHILE SOPHISTICATING FOOD SERVICE. TAKE A LOOK AND DISCOVER UNLIMITED WAYS TO CREATE YOUR OWN STORY.



### MINI POTS



TOP-100.45R45\_MZR /  
Ø45x45(H)MM  
MINI POT,  
SATIN GOLD



TOP-100S.45R45\_MZR /  
Ø45x45(H)MM  
MINI SPOUTED CREAMER,  
SATIN GOLD



TOP-100.60R60\_MZR /  
Ø60x60(H)MM  
MINI POT,  
SATIN GOLD



TOP-100S.60R60\_MZR /  
Ø60x60(H)MM  
MINI SPOUTED CREAMER,  
SATIN GOLD



TOP-100.80R85\_MZR / Ø80x85(H)MM  
MINI POT, SATIN GOLD



TOP-100.100R110\_MZR / Ø100x110(H)MM  
MINI POT, SATIN GOLD



AVAILABLE IN SATIN GOLD AND ROSE GOLD

# FRENCH STYLE

MINI PAILS AND POTS TO SERVE IN SMART PORTIONS, PERFECT FOR TAPAS AND SIDE DISHES



### MINI PAIL W/BASE



PB-7276/ Ø72x76(H)MM  
STAINLESS STEEL HANDLED



PB-9292/ Ø92x92(H)MM  
STAINLESS STEEL HANDLED



PB-130130/ Ø130x130(H)MM  
STAINLESS STEEL HANDLED



### ROASTING PAN

RP-14595/ 145x95(H)MM  
STAINLESS STEEL HANDLED

### MINI CONICAL SAUCE PAN



CSP-7050-BH/ Ø70x50(H)MM  
STAINLESS STEEL WITH  
BRASS HANDLE



CSP-9060-BH/ Ø90x60(H)MM  
STAINLESS STEEL WITH  
BRASS HANDLE

### MINI SAUCE PAN




SP-9060-BH/ Ø90x60(H)MM  
STAINLESS STEEL WITH  
BRASS HANDLE

### MINI FRY PAN



FP-12035-BH/ Ø120x35(H)MM  
STAINLESS STEEL WITH  
BRASS HANDLE





## REECE MINI TUREEN

REECE MINI TUREEN / Ø100x85(H)MM 0.20L



CW-501-CHO / CHOCOLATE



CW-501-COB / COBALT



CW-501-YEL / YELLOW



CW-501-RED / RED



FEATURING: ^

- 1 848-MSP / CHESA MINI SPORK / 120MM
- 2 P00110 / OCEAN GOURMET GLASS / 0.06L
- 3 CW-501-COB / REECE MINI TUREEN / COBALT / Ø100x85(H)MM 0.2L



## GOURMET BASKET

ATHENA GOURMET BASKETS ARE THOUGHTFULLY DESIGNED IN THE RIGHT SIZES AND SHAPES TO REFINE FOOD PRESENTATION.

GOURMET BASKET



TOP-18 / STEEL  
BASKET: 94x78x78(H)MM  
OVERALL: 199x78x120(H)MM



TOP-19 / STEEL  
BASKET: 118x98x78(H)MM  
OVERALL: 220x98x120(H)MM



TOP-20 / STEEL  
BASKET: 142x114x78(H)MM  
OVERALL: 240x114x120(H)MM



TOP-21 / STEEL  
BASKET: 160x102x50(H)MM  
OVERALL: 258x102x80(H)MM



TOP-22 / STEEL  
BASKET: Ø93x79(H)MM  
OVERALL: 188x93x128(H)MM



ALSO AVAILABLE IN ROSE GOLD AND GOLD COLOR



# LE FON

THE RANGE OF MINI COOKWARE  
RESEMBLING OLD FRENCH STYLE,  
BRINGING NEW DIMENSION TO THE  
FUSION GOURMET.



LE FON MINI FRY PAN



LF-10525-BH / Ø105×25(H)MM



LF-20538-BH / Ø205×38(H)MM

LE FON MINI SAUCE PAN



LF-10045-BH / Ø100×45(H)MM

LE FON MINI POT



LF-8570-DBH / Ø85×70(H)MM



LF-12585-DBH / Ø125×85(H)MM





# DELI

THERE ARE NEVER TOO MUCH TAPAS –  
FOOD SHARING BRINGS FUN TO THE TABLE.  
TRY THIS RANGE OF TAPAS WOK WITH GOLDEN HANDLES.

DELI PAN W/ DOUBLE HANDLES



DE-12520-DGH / Ø125×20(H)MM



DE-16026-DGH / Ø160×26(H)MM



DE-20035-DGH / Ø200×35(H)MM



DE-24040-DGH / Ø240×40(H)MM



DE-28045-DGH / Ø280×45(H)MM



DELI OVAL PAN



DEV-250170V.36-DGH / 250×170×36(H)MM



DEV-300200V.41-DGH / 300×200×41(H)MM



DEV-350230V.46-DGH / 350×230×46(H)MM



DEV-400260V.52-DGH / 400×260×52(H)MM





# GRANA

INSPIRED BY ASIAN CULINARY, ATHENA MARBLE BOWLS ARE PERFECT FOR PRESENTING FUSION FINE FOOD. THE GIFTED NATURAL PATTERN VARIES FROM ONE TO OTHERS, CREATING IRRESISTIBLE UNIQUENESS TO TABLE ART.

MARBLE BOWL^



MA-101-GRY / Ø50x25(H)MM



MA-103-GRY / Ø60x60(H)MM



MA-105-GRY / Ø90x50(H)MM



MA-106-GRY / Ø130x52(H)MM



MA-107-GRY / Ø170x55(H)MM

^MARBLE IS A NATURAL PRODUCT. COLOR OF EACH PIECE MAY VARY



# GRANADO

AN EXTENSION TO GRANA WHICH FURTHER EMPHASISES THE SHAPES AND FORMS OF STONE GIFTED BY SKILLFUL CRAFTSMEN. LET THESE SMALL ITEMS BE A BIG PART OF YOUR ART.

GRANITE BOWL & DISH^



TOP-336 / APPROX 90x70x35(H)MM



TOP-335 / APPROX 130x110x55(H)MM



TOP-337 / APPROX 160x120x40(H)MM

^MARBLE AND GRANITE ARE NATURAL PRODUCTS. COLOR AND SHAPE OF EACH PIECE MAY VARY.


PESTLE SET



TOP-338 / WOODEN TRAY / 146x100x26(H)MM  
MARBLE BOWL / Ø78x53(H)MM.  
COMES WITH PESTLE AND MINI SPOON



# NORDICA



NORDICA SEAFOOD TOWER / BU-38.5 CONSISTING OF:  
 - BU-38 SEAFOOD PLATTER / Ø345x50(H)MM - RI-12.200R.155 RISER / Ø200x155(H)MM  
 - BU-37 SEAFOOD PLATTER / Ø305x50(H)MM - RI-12.180R.130 RISER / Ø180x130(H)MM  
 - BU-36 SEAFOOD PLATTER / Ø250x40(H)MM

## NORDICA SEAFOOD PLATTER



SEAFOOD PLATTER SET, LARGE / BU-38.3 CONSISTING OF:  
 -BU-38 SEAFOOD PLATTER / Ø345x50(H)MM  
 -BU-37 SEAFOOD PLATTER / Ø305x50(H)MM  
 -RI-12.200R.155 RISER / Ø200x155(H)MM  
 (SAUCE BOWL AND SPOON NOT INCLUDED)



SEAFOOD PLATTER SET, SMALL / BU-37.3 CONSISTING OF:  
 -BU-37 SEAFOOD PLATTER / Ø305x50(H)MM  
 -BU-36 SEAFOOD PLATTER / Ø250x40(H)MM  
 -RI-12.180R.130 RISER / Ø180x130(H)MM  
 (SAUCE BOWL AND SPOON NOT INCLUDED)



## MINIATURE GLASSES

THIS RANGE OF GOURMET GLASSES FURTHER ENHANCE THE COLOUR EFFECTS BROUGHT TO YOU BY THE CHEFS.

### ZOIE GOURMET GLASS



GW-603.12 / 0.12L

### DAPHNE GOURMET BOWL



GW-102 / Ø86x46(H)MM

### DORF GOURMET GLASS



GSG-03.10 / 0.10L

### OCEAN GOURMET GLASS



P00210 / 0.05L



B17202 / 0.06L



P00110 / 0.06L

### KUBA GOURMET GLASS



GW-204 / 40x40x40(H)MM



GW-205 / 60x60x52(H)MM

### LEXI GOURMET GLASS



GSG-01.10 / 0.10L



# MINIATURE PORCELAIN

CHOICES OF SHAPES, SIZES AND COLOURS REALIZE PERSONALITY THAT DELIVERS STYLE.



## CORTE MINI JUG



CW-101.10 / 0.10L  
CW-101.10-MBLK / 0.10L

## CORTE GOURMET SPOON & BOWL



CW-701 / 142x36(H)MM



CW-810 / 95x70x35(H)MM



CW-809 / 80x70x35(H)MM



CW-006 / 110x95x48(H)MM

## CORTE PORCELAIN BOWL



GH-57 / Ø50x25(H)MM  
GH-14 / Ø70x40(H)MM



GH-12 / Ø80x30(H)MM



GH-13 / Ø90x42(H)MM



GH-19 / 120x75x50(H)MM

## CORTE PORCELAIN BOWL, MATT BLACK



GH-57-MBLK / Ø50x25(H)MM  
GH-14-MBLK / Ø70x40(H)MM



GH-12-MBLK / Ø80x30(H)MM



GH-13-MBLK / Ø90x42(H)MM



GH-19-MBLK / 120x75x50(H)MM

## CORTE ROUND BOWL / Ø90x40(H)MM



CW-002 / WHITE



CW-002-MBLK / MATT BLACK

## CHESA MINI SPORK



848-MSP / 120MM

## CHESA SNACK SPORK



848-SSP / 147MM

## CORTE GOURMET PLATES



CW-806 / Ø78x20(H)MM



CW-812 / 95x85x30(H)MM



CW-813 / 150x90x18(H)MM



CW-811 / 95x75x25(H)MM

## CORTE RAMEKIN, SOUFFLÉ & CHIPS



CW-807 / Ø69/43x48(H)MM



CW-808 / Ø69/43x60(H)MM



CW-816 / Ø100/82x60(H)MM



CW-804 / Ø90/50x130(H)MM

## HAZELNUT MINI PLATES & BOWL



HN-71 / 100x84x63(H)MM



HN-09 / 100x82x20(H)MM



HN-415 / 103x68x28(H)MM



HN-413 / 121x83x28(H)MM

## CORTE GOURMET BOWL / Ø60x25(H)MM - WHITE, LT GREY, DK CHOCO, EARTH



CW-814



CW-814-LGR



CW-814-DCH



CW-814-EAR

## CORTE GOURMET BOWL / Ø80x35(H)MM - WHITE, LT GREY, DK CHOCO, EARTH



CW-815



CW-815-LGR



CW-815-DCH



CW-815-EAR



# ALTO BUFFET DISPLAY

FAMILY OF NATURAL SAPELE BOXES, TRAYS, GRIDS AND STAINLESS STEEL RISERS WHICH CAN BE FREELY COMBINED TO FORM THE BEST SETTING FOR DIFFERENT EVENTS AND SCENARIO. FUNCTIONAL AND VERSATILE.





# ALTO BUFFET DISPLAY



BUFFET DISPLAY

BUFFET DISPLAY



# ALTO BUFFET DISPLAY





# ALTO BUFFET DISPLAY




ALTO BUFFET GN 1/1



TR-3811.52 WOODEN TRAY  
530x325x52(H)MM



TR-3811-GRID-1 WOODEN GRID  
495x290x20(H)MM



1 ICG-04 ICE GEL / 245x185x20(H)MM  
2 IDT-02.284224.30 DRIP TRAY  
284x224x30(H)MM



ACR-3811.08-MBLK  
ACRYLIC DISPLAY TOP  
512x307x8(H)MM



TR-3811.82 WOODEN TRAY  
530x325x82(H)MM



TR-3811-GRID-2 WOODEN GRID  
495x290x30(H)MM



TR-3811.82 WOODEN TRAY  
530x325x82(H)MM



TR-3811-GRID-3 WOODEN GRID  
495x290x30(H)MM



TR-3811.82 WOODEN TRAY  
530x325x82(H)MM



TR-3811-GRID-5 WOODEN GRID  
495x290x60(H)MM



TR-3811.112 WOODEN TRAY  
530x325x112(H)MM



TR-3811-GRID-4 WOODEN GRID  
495x290x90(H)MM




ALTO BUFFET GN 1/2



TR-3812.52 WOODEN TRAY  
265x325x52(H)MM



- ① TR-3812-GRID-3 WOODEN GRID  
230x290x30(H)MM
- ② TR-3812-GRID-2 WOODEN GRID  
230x290x30(H)MM



- ① ICG-04 ICE GEL / 245x185x20(H)MM
- ② IDT-02.284224.30 DRIP TRAY  
284x224x30(H)MM



ACR-3812.08-MBLK  
ACRYLIC DISPLAY TOP  
247x307x8(H)MM



TR-3812.82 WOODEN TRAY / 265x325x82(H)MM



TR-3812.112 WOODEN TRAY / 265x325x112(H)MM

ALTO BUFFET GN 1/1



TR-3811.BASE / 549x336x141(H)MM

ALTO BUFFET GN 2/1



TR-3821.BASE / 549x645x241(H)MM

ALTO BUFFET GN 1/4



TR-3814.52 WOODEN TRAY  
265x162x52(H)MM



ACR-3814.08-MBLK  
ACRYLIC DISPLAY TOP  
247x144x8(H)MM



TR-3814.82 WOODEN TRAY / 265x162x82(H)MM



TR-3814.112 WOODEN TRAY / 265x162x112(H)MM



- ① RI-38.530160.120 WOODEN BRIDGE, SHORT  
530x162x120(H)MM
- ② RI-38.530160.160 WOODEN BRIDGE, TALL  
530x162x160(H)MM
- ③ MA-16-WHT GRANA MARBLE BOWL WHITE  
Ø130x52(H)MM
- ④ MA-16-GRY GRANA MARBLE BOWL GREY  
Ø130x52(H)MM



GN 1/2\_CHOCO STEEL RISER  
RI-3812.78\_CHO / 265x325x78(H)MM



GN 1/2\_CHOCO STEEL RISER  
RI-3812.126\_CHO / 265x325x126(H)MM



GN 1/2\_CHOCO STEEL RISER  
RI-3812.204\_CHO / 265x325x204(H)MM



ALTO BUFFET GN 1/3



TR-3813.52 WOODEN TRAY  
176×325×52(H)MM



ACR-3813.08-MBLK  
ACRYLIC DISPLAY TOP  
158×307×8(H)MM



TR-3813.82 WOODEN TRAY / 176×325×82(H)MM



TR-3813.112 WOODEN TRAY / 176×325×112(H)MM



CB-110 WOODEN CUTTING BOARD  
530×325×40(H)MM



GN 1/1\_CHOCO STEEL RISER  
RI-3811.78\_CHO / 530×325×78(H)MM



GN 1/1\_CHOCO STEEL RISER  
RI-3811.126\_CHO / 530×325×126(H)MM



GN 1/1\_CHOCO STEEL RISER  
RI-3811.204\_CHO / 530×325×204(H)MM

ALTO BUFFET GN 2/4



TR-3824.52 WOODEN TRAY  
530×162×52(H)MM



ACR-3824.08-MBLK  
ACRYLIC DISPLAY TOP  
512×144×8(H)MM



TR-3824.82 WOODEN TRAY / 530×162×82(H)MM



TR-3824.112 WOODEN TRAY / 530×162×112(H)MM



CB-111 WOODEN BREAD BOARD  
530×325×40(H)MM



GN 2/4\_CHOCO STEEL RISER  
RI-3824.78\_CHO / 530×162×78(H)MM



GN 2/4\_CHOCO STEEL RISER  
RI-3824.126\_CHO / 530×162×126(H)MM



GN 2/4\_CHOCO STEEL RISER  
RI-3824.204\_CHO / 530×162×204(H)MM




# ALTO BUFFET DISPLAY





ASHLEY MELAMINE  
DISPLAY BOARD GN1/1

NEW



EF-1110-SHABBY  
530×325×10(H)MM



EF-1110-OAK  
530×325×10(H)MM




EF-1110-BIRCH  
530×325×10(H)MM



EF-1110-PINE  
530×325×10(H)MM

ALTO BUFFET GN 1/1



- 1 ICG-04 ICE GEL / 245×185×20(H)MM
- 2 IDT-02.284224.30 DRIP TRAY / 284×224×30(H)MM
- 3 TR-3811.52 WOODEN TRAY / 530×325×52(H)MM



GN 1/1\_CHOCO STEEL RISER  
RI-3811.78\_CHO / 530×325×78(H)MM



GN 1/1\_CHOCO STEEL RISER  
RI-3811.126\_CHO / 530×325×126(H)MM



GN 1/1\_CHOCO STEEL RISER  
RI-3811.204\_CHO / 530×325×204(H)MM



TR-3811.82 WOODEN TRAY  
530×325×82(H)MM



TR-3811.112 WOODEN TRAY  
530×325×112(H)MM

ASHLEY MELAMINE  
DISPLAY BOARD GN 1/2

NEW



EF-1210-SHABBY  
265×325×10(H)MM



EF-1210-OAK  
265×325×10(H)MM




EF-1210-BIRCH  
265×325×10(H)MM

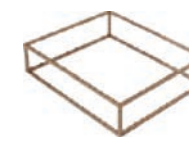


EF-1210-PINE  
265×325×10(H)MM

ALTO BUFFET GN 1/2



- 1 ICG-04 ICE GEL / 245×185×20(H)MM
- 2 IDT-02.284224.30 DRIP TRAY / 284×224×30(H)MM
- 3 TR-3812.82 WOODEN TRAY / 265×325×52(H)MM



GN 1/2\_CHOCO STEEL RISER  
RI-3812.78\_CHO / 265×325×78(H)MM



GN 1/2\_CHOCO STEEL RISER  
RI-3812.126\_CHO / 265×325×126(H)MM



GN 1/2\_CHOCO STEEL RISER  
RI-3812.204\_CHO / 265×325×204(H)MM




TR-3812.82 WOODEN TRAY /  
265×325×82(H)MM



TR-3812.112 WOODEN TRAY /  
265×325×112(H)MM

ASHLEY MELAMINE  
DISPLAY BOARD GN 2/4

NEW



EF-2410-SHABBY  
530×162×10(H)MM



EF-2410-OAK  
530×162×10(H)MM



EF-2410-BIRCH  
530×162×10(H)MM



EF-2410-PINE  
530×162×10(H)MM

ALTO BUFFET GN 2/4



TR-3824.52 WOODEN TRAY /  
530×162×52(H)MM



TR-3824.82 WOODEN TRAY /  
530×162×82(H)MM



TR-3824.112 WOODEN TRAY /  
530×162×112(H)MM



GN 2/4\_CHOCO STEEL RISER  
RI-3824.78\_CHO / 530×162×78(H)MM



GN 2/4\_CHOCO STEEL RISER  
RI-3824.126\_CHO / 530×162×126(H)MM



GN 2/4\_CHOCO STEEL RISER  
RI-3824.204\_CHO / 530×162×204(H)MM

OLD FARMER MERCHANT BOX



RI-16.300200.90 /  
300×200×90(H)MM

GRANA MARBLE BOWL



MA-106 /  
Ø130×52(H)MM



MA-106-WHT /  
Ø130×52(H)MM

HAZELNUT



HN-07 /  
234×177×92(H)MM

SAUCE BOWL

NEW



CW-819 /  
Ø128×72(H)MM

SAUCE CANISTER

NEW



CW-818 /  
Ø105×150(H)MM

LE FON



LF-165100-DBH /  
Ø165×100(H)MM

MINI PAIL W/BASE



PB-130130\_GR / Ø130×130(H)MM  
STAINLESS STEEL HANDLED



# ALTO BUFFET DISPLAY





# ALTO BUFFET DISPLAY



## ALTO BREAD DISPLAY



- 1 TR-33.340182.23 ALTO DISPLAY TOP / 340x182x23(H)MM
- 2 RI-01.340182.188\_CHO ALTO DISPLAY STEEL RISER / 340x182x188(H)MM
- 3 TR-33.340182.42 ALTO DISPLAY BASE / 340x182x42(H)MM



- 1 BU-119 ALTO DISPLAY TRAY W/3 COMPARTMENTS / 340x182x70(H)MM
- 2 RI-01.340182.188\_CHO ALTO DISPLAY STEEL RISER / 340x182x188(H)MM
- 3 TR-33.340182.42 ALTO DISPLAY BASE / 340x182x42(H)MM



- 1 BU-119RI ALTO DISPLAY TRAY RISER / 175x182x60(H)MM
- 2 BU-119 ALTO DISPLAY TRAY W/3 COMPARTMENTS / 340x182x70(H)MM
- 3 RI-01.340182.188\_CHO ALTO DISPLAY STEEL RISER / 340x182x188(H)MM
- 4 TR-33.340182.42 ALTO DISPLAY BASE / 340x182x42(H)MM



- 1 BU-116 ALTO DONUT BOX, STACKABLE TO FORM A SET / 140MMx200MMx145(H)MM



- 1 2 BU-116 ALTO DONUT BOX, STACKABLE TO FORM A SET / 140MMx200MMx145(H)MM



- 1 2 3 BU-116 ALTO DONUT BOX, STACKABLE TO FORM A SET / 140MMx200MMx145(H)MM



- 1 BU-118 ALTO BREAD BOX BASE W/ACRYLIC DRAWERS, STACKABLE / 366MMx340MMx222(H)MM



- 1 BU-117 ALTO BREAD BOX W/ACRYLIC DRAWERS, STACKABLE / 366MMx340MMx188(H)MM
- 2 BU-118 ALTO BREAD BOX BASE W/ACRYLIC DRAWERS, STACKABLE / 366MMx340MMx222(H)MM



- 1 CW-817 ASHLEY RECTANGULAR BUFFET PLATE / 380x235x25(H)MM



# CASPER MERCHANT BOX & ADG IV STAND

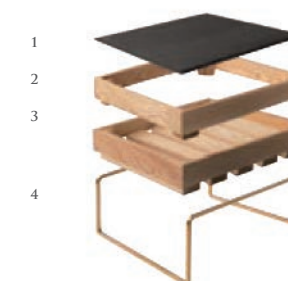
THIS MERCHANT BOX RANGE IS REFINED TO 4 SIZES WITH NEWLY DESIGNED ADG IV STAINLESS STEEL STANDS. BY FORMING AND STACKING, YOUR DESIRED COMBO AND HEIGHTS CAN BE ACHIEVED AND CHANGED EASILY. HIGHLY ADAPTIVE AND PRACTICAL TO MANY BUFFET FUNCTIONS.



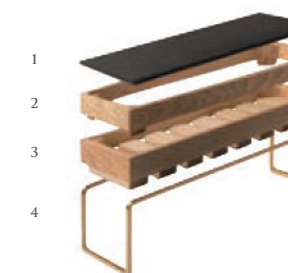
## CASPER MERCHANT BOX COMBO



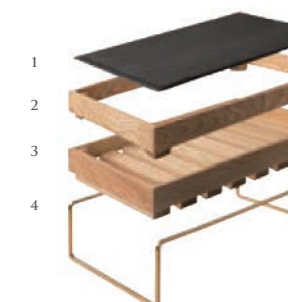
- 1 NS-300137.08 / NATURAL SLATE 300x137x8(H)MM
- 2 TR-3501RI / RISER 325x162x73(H)MM
- 3 TR-3501 / TRAY 325x162x73(H)MM
- 4 RI-20.325162.141\_MZR / STAND PVD GOLD 325x162x141(H)MM



- 1 NS-300300.08 / NATURAL SLATE 300x300x8(H)MM
- 2 TR-3502RI / RISER 325x325x73(H)MM
- 3 TR-3502 / TRAY 325x325x73(H)MM
- 4 RI-20.325325.141\_MZR / STAND PVD GOLD 325x325x141(H)MM



- 1 NS-500137.08 / NATURAL SLATE 500x137x8(H)MM
- 2 TR-3503RI / RISER 525x162x73(H)MM
- 3 TR-3503 / TRAY 525x162x73(H)MM
- 4 RI-20.525162.141\_MZR / STAND PVD GOLD 525x162x141(H)MM



- 1 NS-500300.08 / NATURAL SLATE 500x300x8(H)MM
- 2 TR-3504RI / RISER 525x325x73(H)MM
- 3 TR-3504 / TRAY 525x325x73(H)MM
- 4 RI-20.525325.141\_MZR / STAND PVD GOLD 525x325x141(H)MM

^ NATURAL SLATE IS A HAND CRAFTED PRODUCT. DIMENSIONS STATED ABOVE MAY VARY.





TRAY - UPWARDS



TR-3501 / 325x162x73(H)MM

TRAY - DOWNWARDS



TR-3501 / 325x162x73(H)MM

RISER WITH NATURAL SLATE ^



1 NS-300137.08 / 300x137x8(H)MM  
2 TR-3501R1 / 325x162x73(H)MM



CUTLERY TRAY



DISPLAYER FOR FRUIT PLATE



SOYA SAUCE STATION

TRAY - UPWARDS



TR-3502 / 325x325x73(H)MM



BREAD TRAY

TRAY - DOWNWARDS



TR-3502 / 325x325x73(H)MM



DISPLAYER FOR FRUIT PLATE

RISER WITH NATURAL SLATE ^



1 NS-300300.08 / 300x300x8(H)MM  
2 TR-3502R1 / 325x325x73(H)MM



DISPLAYER FOR CHEESE

STACKING UP TO DESIRED HEIGHT




1 TR-3502 / 325x325x73(H)MM  
2 TR-3502R1 / 325x325x73(H)MM



DISPLAYER FOR FRUIT PLATE

STACKING UP TO DESIRED HEIGHT



1 3 4 TR-3502R1 / 325x325x73(H)MM  
2 TR-3502 / 325x325x73(H)MM



TROPICAL FRUIT BOX

^ NATURAL SLATE IS A HAND CRAFTED PRODUCT. ABOVE SIZES AND THICKNESSES MAY VARY.



TRAY - UPWARDS



TR-3503 / 525x162x73(H)MM



GREEN STATION

TRAY - DOWNWARDS



TR-3503 / 525x162x73(H)MM



DISPLAYER FOR NOODLE STATION

RISER WITH NATURAL SLATE ^



- 1 NS-500137.08 / 500x137x8(H)MM
- 2 TR-3503RI / 525x162x73(H)MM



SAUCE STATION

STACKING UP TO DESIRED HEIGHT




- 1 TR-3503RI / 525x162x73(H)MM
- 2 TR-3503 / 525x162x73(H)MM



RELISH STATION

STACKING UP TO DESIRED HEIGHT



- 1 2 TR-3503RI / 525x162x73(H)MM
- 3 TR-3503 / 525x162x73(H)MM
- 4 ICG-03 / ICE GEL Ø96x35(H)MM
- 5 BW-033 / COOLER Ø120x190(H)MM
- 6 GW-306.100 / CARAFE Ø100x256(H)MM / 1L



JUICE COOLING STATION

TRAY - UPWARDS



TR-3504 / 525x325x73(H)MM



FRUIT TRAY

TRAY - DOWNWARDS



TR-3504 / 525x325x73(H)MM



DISPLAYER FOR WET MARKET

RISER WITH NATURAL SLATE ^



- 1 NS-500300.08 / 500x300x8(H)MM
- 2 TR-3504RI / 525x325x73(H)MM



DISPLAYER FOR COLD CUT

STACKING UP TO DESIRED HEIGHT



- 1 TR-3504 / 525x325x73(H)MM
- 2 TR-3504RI / 525x325x73(H)MM



DISPLAYER FOR WET MARKET

STACKING UP TO DESIRED HEIGHT



- 1 TR-3504RI / 525x325x73(H)MM
- 2 TR-3504 / 525x325x73(H)MM



BREAD BOX





# RIO

## COMBINATION



- ① TR-2901 / 300×300×58(H)MM    ② TR-2903 / 500×300×156(H)MM
- ③ TR-2902 / 400×300×78(H)MM    ④ TR-2904 / 600×300×40(H)MM



- ① ② ③ TR-2901 / 300×300×58(H)MM
- ④ TR-2902 / 400×300×78(H)MM    ⑤ TR-2903 / 500×300×156(H)MM



- ① ② TR-2902 / 400×300×78 (H) MM
- ③ ④ TR-2901/ 300×300×58(H)MM    ⑤ TR-2904/ 600×300×40(H)MM

### RIO WOODEN TRAY



TR-2901 / 300×300×58(H)MM



TR-2902 / 400×300×78(H)MM



TR-2903 / 500×300×156(H)MM



TR-2904 / 600×300×40(H)MM



TR-2905 / 500×400×78(H)MM



# AARON

NEW MEMBER OF AARON FAMILY, WITH 5 TIERS AND WHEELS WITH BRAKE. A CONVENIENT AND FUNCTIONAL HELPER FOR BUFFET AND COCKTAIL EVENT. EACH TRAY CAN BE PLACED HORIZONTALLY OR AT SLANTED ANGLE. PERFECT FOR DISPLAY OF FRUIT AND PATISSERIE.



TOP-9303 / FIVE TIERS WHEELED STAND  
562W×435D×1525(H)MM

TOP FOUR SHELVES MOVABLE EACH  
500×400×78(H)MM

BOTTOM SHELF FIXED 562×435×60(H)MM  
SIMPLE ASSEMBLY REQUIRED

# AARON

TWO HANDY SIZES PERFECT FOR EYE-CATCHING PRESENTATION ON BUFFET TABLE.



AARON 2-TIERS STAND



TOP-9301 / TWO TIERS STAND  
350×326×484(H)MM  
BOTH SHELVES MOVABLE EACH  
300×300×58(H)MM  
SIMPLE ASSEMBLY REQUIRED.



TOP-9302 / TWO TIERS STAND  
450×326×600(H)MM  
BOTH SHELVES MOVABLE EACH  
400×300×78(H)MM  
SIMPLE ASSEMBLY REQUIRED.



# ART DE GOURMET III

## COLD DISPLAY SLATE SYSTEM

UPGRADED TO ANSWER THE NEED OF COLD FOOD DISPLAY, ADG III IS FEATURED WITH ICE GEL, DRIP RETURN TRAY AND OUTSIDE WOODEN BOX, FORMING A NEAT AND CLEAN DISPLAY TOP TO MATCH WITH PRACTICAL RISERS IN 2 SIZES AND 4 HEIGHTS. THE NATURAL SLATE CAN BE KEPT COLD FOR DISPLAYING COLD CUT, CHEESE, SUSHI AND FRUIT - MOBILE AND VOLATILE.



### ART DE GOURMET III COLD DISPLAY SLATE SYSTEM



- ① TR-33.200200.18-NS NATURAL SLATE / 200×200×18(H)MM
- ② ICG-01 ICE GEL BOX / 150×150×30(H)MM
- ③ IDT-01.180180.50 DRIP TRAY / 180×180×50(H)MM
- ④ TR-19.200200.78 WOODEN BOX / 200×200×78(H)MM
- ⑤ RI-01.200200.60\_CHO S/S RISER, CHOCO COLOUR / 200×200×60(H)MM
- ⑥ RI-01.200200.128\_CHO S/S RISER, CHOCO COLOUR / 200×200×128(H)MM
- ⑦ RI-01.200200.196\_CHO S/S RISER, CHOCO COLOUR / 200×200×196(H)MM
- ⑧ RI-01.200200.264\_CHO S/S RISER, CHOCO COLOUR / 200×200×264(H)MM



- ① TR-33.300300.18-NS NATURAL SLATE / 300×300×18(H)MM
- ② ICG-02 ICE GEL BOX / 250×125×30(H)MM
- ③ IDT-01.280280.50 DRIP TRAY / 280×280×50(H)MM
- ④ TR-19.300300.78 WOODEN BOX / 300×300×78(H)MM
- ⑤ RI-01.300300.60\_CHO S/S RISER, CHOCO COLOUR / 300×300×60(H)MM
- ⑥ RI-01.300300.128\_CHO S/S RISER, CHOCO COLOUR / 300×300×128(H)MM
- ⑦ RI-01.300300.196\_CHO S/S RISER, CHOCO COLOUR / 300×300×196(H)MM
- ⑧ RI-01.300300.264\_CHO S/S RISER, CHOCO COLOUR / 300×300×264(H)MM



# ART DE GOURMET III

## COLD DISPLAY MARBLE SYSTEM

THE DISPLAY TOP IS ALSO AVAILABLE IN NATURAL WHITE OR GREY MARBLE. PERFECT COLOUR MATCHING WITH CHEESE AND SWEET DISPLAY.



### ART DE GOURMET III COLD DISPLAY MARBLE SYSTEM



- ① TR-33.200200.18-MA-GRY GREY MARBLE / 200×200×18(H)MM, OR TR-33.200200.18-MA-WHT WHITE MARBLE / 200×200×18(H)MM
- ② ICG-01 ICE GEL BOX / 150×150×30(H)MM
- ③ IDT-01.180180.50 ICE DRIP TRAY / 180×180×50(H)MM
- ④ TR-19.200200.78 WOODEN BOX / 200×200×78(H)MM
- ⑤ RI-01.200200.60\_CHO S/S RISER CHOCO COLOUR / 200×200×60(H)MM
- ⑥ RI-01.200200.128\_CHO S/S RISER CHOCO COLOUR / 200×200×128(H)MM
- ⑦ RI-01.200200.196\_CHO S/S RISER CHOCO COLOUR / 200×200×196(H)MM
- ⑧ RI-01.200200.264\_CHO S/S RISER CHOCO COLOUR / 200×200×264(H)MM



- ① TR-33.300300.18-MA-WHT WHITE MARBLE / 300×300×18(H)MM, OR TR-33.300300.18-MA-GRY GREY MARBLE / 300×300×18(H)MM
- ② ICG-02 ICE GEL BOX / 250×125×30(H)MM
- ③ IDT-01.280280.50 ICE DRIP TRAY / 280×280×50(H)MM
- ④ TR-19.300300.78 WOODEN BOX / 300×300×78(H)MM
- ⑤ RI-01.300300.60\_CHO S/S RISER CHOCO COLOUR / 300×300×60(H)MM
- ⑥ RI-01.300300.128\_CHO S/S RISER CHOCO COLOUR / 300×300×128(H)MM
- ⑦ RI-01.300300.196\_CHO S/S RISER CHOCO COLOUR / 300×300×196(H)MM
- ⑧ RI-01.300300.264\_CHO S/S RISER CHOCO COLOUR / 300×300×264(H)MM

^ MARBLE AVAILABLE IN GREY AND WHITE FOR BOTH SIZES



# ART DE GOURMET III

## SLATE DISPLAY SYSTEM

NATURAL SLATE IS A GOOD MATCH TO CANAPE & SAVORY DISPLAY. IT CREATES A DRAMATIC CONTRAST FOR THE COLORFUL DISHES TO SHINE. NATURAL SLATE IN 2 SIZES WITH MATCHING RISERS IN 4 HEIGHTS. UNLIMITED COMBINATION AND FLEXIBILITY FOR YOUR FOOD STORY.



### ART DE GOURMET III SLATE^ DISPLAY SYSTEM



- ❶ TR-33.200200.18-NS NATURAL SLATE / 200×200×18(H)MM
- ❷ RI-01.200200.60\_CHO S/S RISER, CHOCO COLOUR / 200×200×60(H)MM
- ❸ RI-01.200200.128\_CHO S/S RISER, CHOCO COLOUR / 200×200×128(H)MM
- ❹ RI-01.200200.196\_CHO S/S RISER, CHOCO COLOUR / 200×200×196(H)MM
- ❺ RI-01.200200.264\_CHO S/S RISER, CHOCO COLOUR / 200×200×264(H)MM



- ❶ TR-33.300300.18-NS NATURAL SLATE / 300×300×18(H)MM
- ❷ RI-01.300300.60\_CHO S/S RISER, CHOCO COLOUR / 300×300×60(H)MM
- ❸ RI-01.300300.128\_CHO S/S RISER, CHOCO COLOUR / 300×300×128(H)MM
- ❹ RI-01.300300.196\_CHO S/S RISER, CHOCO COLOUR / 300×300×196(H)MM
- ❺ RI-01.300300.264\_CHO S/S RISER, CHOCO COLOUR / 300×300×264(H)MM

^ NATURAL SLATE IS A HAND CRAFTED PRODUCT. DIMENSIONS STATED ABOVE MAY VARY.



# ART DE GOURMET III

## MARBLE DISPLAY SYSTEM

THE GIFTED TEXTURE AND TONE OF EACH MARBLE IS UNIQUE, WHICH IS BEST MATCHING WITH THE AGED GIFT - CHEESE AND HAM. MARBLE TOP CAN BE CHILLED IN ADVANCE TO PROVIDE COLD DISPLAY. MARBLE TOP IN 2 SIZES AND 2 COLOURS WITH MATCHING RISERS IN 4 HEIGHTS. LET YOUR CREATIVITY LEAD THE WAY.



### ART DE GOURMET III MARBLE<sup>^</sup> DISPLAY SYSTEM



- ① TR-33.200200.18-MA-GRY GREY MARBLE / 200×200×18(H)MM, OR TR-33.200200.18-MA-WHT WHITE MARBLE / 200×200×18(H)MM
- ② RI-01.200200.60\_CHO S/S RISER CHOCO COLOUR / 200×200×60(H)MM
- ③ RI-01.200200.128\_CHO S/S RISER CHOCO COLOUR / 200×200×128(H)MM
- ④ RI-01.200200.196\_CHO S/S RISER CHOCO COLOUR / 200×200×196(H)MM
- ⑤ RI-01.200200.264\_CHO S/S RISER CHOCO COLOUR / 200×200×264(H)MM



- ① TR-33.300300.18-MA-WHT WHITE MARBLE / 300×300×18(H)MM, OR TR-33.300300.18-MA-GRY GREY MARBLE / 300×300×18(H)MM
- ② RI-01.300300.60\_CHO S/S RISER CHOCO COLOUR / 300×300×60(H)MM
- ③ RI-01.300300.128\_CHO S/S RISER CHOCO COLOUR / 300×300×128(H)MM
- ④ RI-01.300300.196\_CHO S/S RISER CHOCO COLOUR / 300×300×196(H)MM
- ⑤ RI-01.300300.264\_CHO S/S RISER CHOCO COLOUR / 300×300×264(H)MM

<sup>^</sup> NATURAL MARBLE IS A HAND CRAFTED PRODUCT, DIMENSIONS STATED ABOVE MAY VARY.



# ART DE GOURMET III

## ACACIA DISPLAY SYSTEM

ACACIA HAS A VERY UNIQUE GRAIN AND IT VARIES GREATLY. THE TROPICAL MOOD IT BRINGS IS BEST MATCHING WITH ASIAN SNACKS AND BITES. THIS STORY TELLING COMBO COMES IN 2 SIZES WITH MATCHING RISERS IN 4 HEIGHTS. LET'S AROUSE THE APPETITE.



### ART DE GOURMET III ACACIA DISPLAY SYSTEM



- ① TR-33.200200.18 ACACIA / 200×200×18(H)MM
- ② RI-01.200200.60\_CHO S/S RISER, CHOCO COLOUR / 200×200×60(H)MM
- ③ RI-01.200200.128\_CHO S/S RISER, CHOCO COLOUR / 200×200×128(H)MM
- ④ RI-01.200200.196\_CHO S/S RISER, CHOCO COLOUR / 200×200×196(H)MM
- ⑤ RI-01.200200.264\_CHO S/S RISER, CHOCO COLOUR / 200×200×264(H)MM



- ① TR-33.300300.18 ACACIA / 300×300×18(H)MM
- ② RI-01.300300.60\_CHO S/S RISER, CHOCO COLOUR / 300×300×60(H)MM
- ③ RI-01.300300.128\_CHO S/S RISER, CHOCO COLOUR / 300×300×128(H)MM
- ④ RI-01.300300.196\_CHO S/S RISER, CHOCO COLOUR / 300×300×196(H)MM
- ⑤ RI-01.300300.264\_CHO S/S RISER, CHOCO COLOUR / 300×300×264(H)MM



# ART DE GOURMET III

## ACACIA BOX DISPLAY SYSTEM

NATURAL WARM COLOR OF ACACIA ALWAYS REMIND YOU THE MEMORY OF HOMEMADE PASTRY AND PATISSERIE. BOX IN 2 SIZES WITH MATCHING RISERS IN 4 HEIGHTS. TELL YOUR STORY WITH NO LIMIT.



### ART DE GOURMET III ACACIA BOX DISPLAY SYSTEM



- ① TR-19.200200.78 WOODEN BOX / 200×200×78(H)MM
- ② RI-01.200200.60\_CHO S/S RISER, CHOCO COLOUR / 200×200×60(H)MM
- ③ RI-01.200200.128\_CHO S/S RISER, CHOCO COLOUR / 200×200×128(H)MM
- ④ RI-01.200200.196\_CHO S/S RISER, CHOCO COLOUR / 200×200×196(H)MM
- ⑤ RI-01.200200.264\_CHO S/S RISER, CHOCO COLOUR / 200×200×264(H)MM



- ① TR-19.300300.78 WOODEN BOX / 300×300×78(H)MM
- ② RI-01.300300.60\_CHO S/S RISER, CHOCO COLOUR / 300×300×60(H)MM
- ③ RI-01.300300.128\_CHO S/S RISER, CHOCO COLOUR / 300×300×128(H)MM
- ④ RI-01.300300.196\_CHO S/S RISER, CHOCO COLOUR / 300×300×196(H)MM
- ⑤ RI-01.300300.264\_CHO S/S RISER, CHOCO COLOUR / 300×300×264(H)MM



# ART DE GOURMET III

NOW ALSO AVAILABLE WITH BLACK METAL RISERS



## ART DE GOURMET III COLD DISPLAY SLATE SYSTEM



- 1 TR-33.200200.18-NS NATURAL SLATE / 200×200×18(H)MM
- 2 ICG-01 ICE GEL BOX / 150×150×30(H)MM
- 3 IDT-01.180180.50 DRIP TRAY / 180×180×50(H)MM
- 4 TR-19.200200.78 WOODEN BOX / 200×200×78(H)MM
- 5 RI-01.200200.60\_BLK S/S RISER BLACK COLOUR / 200×200×60(H)MM
- 6 RI-01.200200.128\_BLK S/S RISER BLACK COLOUR / 200×200×128(H)MM
- 7 RI-01.200200.196\_BLK S/S RISER BLACK COLOUR / 200×200×196(H)MM
- 8 RI-01.200200.264\_BLK S/S RISER BLACK COLOUR / 200×200×264(H)MM



- 1 TR-33.300300.18-NS NATURAL SLATE / 300×300×18(H)MM
- 2 ICG-02 ICE GEL BOX / 250×125×30(H)MM
- 3 IDT-01.280280.50 DRIP TRAY / 280×280×50(H)MM
- 4 TR-19.300300.78 WOODEN BOX / 300×300×78(H)MM
- 5 RI-01.300300.60\_BLK S/S RISER BLACK COLOUR / 300×300×60(H)MM
- 6 RI-01.300300.128\_BLK S/S RISER BLACK COLOUR / 300×300×128(H)MM
- 7 RI-01.300300.196\_BLK S/S RISER BLACK COLOUR / 300×300×196(H)MM
- 8 RI-01.300300.264\_BLK S/S RISER BLACK COLOUR / 300×300×264(H)MM

## ART DE GOURMET III COLD DISPLAY MARBLE SYSTEM



- 1 TR-33.200200.18-MA-GRY GREY MARBLE / 200×200×18(H)MM, OR TR-33.200200.18-MA-WHT WHITE MARBLE / 200×200×18(H)MM
- 2 ICG-01 ICE GEL BOX / 150×150×30(H)MM
- 3 IDT-01.180180.50 ICE DRIP TRAY / 180×180×50(H)MM
- 4 TR-19.200200.78 WOODEN BOX / 200×200×78(H)MM
- 5 RI-01.200200.60\_BLK S/S RISER BLACK COLOUR / 200×200×60(H)MM
- 6 RI-01.200200.128\_BLK S/S RISER BLACK COLOUR / 200×200×128(H)MM
- 7 RI-01.200200.196\_BLK S/S RISER BLACK COLOUR / 200×200×196(H)MM
- 8 RI-01.200200.264\_BLK S/S RISER BLACK COLOUR / 200×200×264(H)MM



- 1 TR-33.300300.18-MA-WHT WHITE MARBLE / 300×300×18(H)MM, OR TR-33.300300.18-MA-GRY GREY MARBLE / 300×300×18(H)MM
- 2 ICG-02 ICE GEL BOX / 250×125×30(H)MM
- 3 IDT-01.280280.50 ICE DRIP TRAY / 280×280×50(H)MM
- 4 TR-19.300300.78 WOODEN BOX / 300×300×78(H)MM
- 5 RI-01.300300.60\_BLK S/S RISER BLACK COLOUR / 300×300×60(H)MM
- 6 RI-01.300300.128\_BLK S/S RISER BLACK COLOUR / 300×300×128(H)MM
- 7 RI-01.300300.196\_BLK S/S RISER BLACK COLOUR / 300×300×196(H)MM
- 8 RI-01.300300.264\_BLK S/S RISER BLACK COLOUR / 300×300×264(H)MM

^ MARBLE AVAILABLE IN GREY AND WHITE FOR BOTH SIZES



ART DE GOURMET III ACACIA BOX DISPLAY SYSTEM



- ① TR-19.200200.78 WOODEN BOX / 200×200×78(H)MM
- ② RI-01.200200.60\_BLK S/S RISER BLACK COLOUR / 200×200×60(H)MM
- ③ RI-01.200200.128\_BLK S/S RISER BLACK COLOUR / 200×200×128(H)MM
- ④ RI-01.200200.196\_BLK S/S RISER BLACK COLOUR / 200×200×196(H)MM
- ⑤ RI-01.200200.264\_BLK S/S RISER BLACK COLOUR / 200×200×264(H)MM

ART DE GOURMET III SLATE<sup>^</sup> DISPLAY SYSTEM



- ① TR-33.200200.18-NS NATURAL SLATE / 200×200×18(H)MM
- ② RI-01.200200.60\_BLK S/S RISER BLACK COLOUR / 200×200×60(H)MM
- ③ RI-01.200200.128\_BLK S/S RISER BLACK COLOUR / 200×200×128(H)MM
- ④ RI-01.200200.196\_BLK S/S RISER BLACK COLOUR / 200×200×196(H)MM
- ⑤ RI-01.200200.264\_BLK S/S RISER BLACK COLOUR / 200×200×264(H)MM

ART DE GOURMET III MARBLE<sup>^</sup> DISPLAY SYSTEM



- ① TR-33.200200.18-MA-GRY GREY MARBLE / 200×200×18(H)MM, OR TR-33.200200.18-MA-WHT WHITE MARBLE / 200×200×18(H)MM
- ② RI-01.200200.60\_BLK S/S RISER BLACK COLOUR / 200×200×60(H)MM
- ③ RI-01.200200.128\_BLK S/S RISER BLACK COLOUR / 200×200×128(H)MM
- ④ RI-01.200200.196\_BLK S/S RISER BLACK COLOUR / 200×200×196(H)MM
- ⑤ RI-01.200200.264\_BLK S/S RISER BLACK COLOUR / 200×200×264(H)MM

ART DE GOURMET III ACACIA DISPLAY SYSTEM



- ① TR-33.200200.18 ACACIA / 200×200×18(H)MM
- ② RI-01.200200.60\_BLK S/S RISER BLACK COLOUR / 200×200×60(H)MM
- ③ RI-01.200200.128\_BLK S/S RISER BLACK COLOUR / 200×200×128(H)MM
- ④ RI-01.200200.196\_BLK S/S RISER BLACK COLOUR / 200×200×196(H)MM
- ⑤ RI-01.200200.264\_BLK S/S RISER BLACK COLOUR / 200×200×264(H)MM



- ① TR-19.300300.78 WOODEN BOX / 300×300×78(H)MM
- ② RI-01.300300.60\_BLK S/S RISER BLACK COLOUR / 300×300×60(H)MM
- ③ RI-01.300300.128\_BLK S/S RISER BLACK COLOUR / 300×300×128(H)MM
- ④ RI-01.300300.196\_BLK S/S RISER BLACK COLOUR / 300×300×196(H)MM
- ⑤ RI-01.300300.264\_BLK S/S RISER BLACK COLOUR / 300×300×264(H)MM



- ① TR-33.300300.18-NS NATURAL SLATE / 300×300×18(H)MM
- ② RI-01.300300.60\_BLK S/S RISER BLACK COLOUR / 300×300×60(H)MM
- ③ RI-01.300300.128\_BLK S/S RISER BLACK COLOUR / 300×300×128(H)MM
- ④ RI-01.300300.196\_BLK S/S RISER BLACK COLOUR / 300×300×196(H)MM
- ⑤ RI-01.300300.264\_BLK S/S RISER BLACK COLOUR / 300×300×264(H)MM

<sup>^</sup> NATURAL SLATE IS A HAND CRAFTED PRODUCT, DIMENSIONS STATED ABOVE MAY VARY.



- ① TR-33.300300.18-MA-WHT WHITE MARBLE / 300×300×18(H)MM, OR TR-33.300300.18-MA-GRY GREY MARBLE / 300×300×18(H)MM
- ② RI-01.300300.60\_BLK S/S RISER BLACK COLOUR / 300×300×60(H)MM
- ③ RI-01.300300.128\_BLK S/S RISER BLACK COLOUR / 300×300×128(H)MM
- ④ RI-01.300300.196\_BLK S/S RISER BLACK COLOUR / 300×300×196(H)MM
- ⑤ RI-01.300300.264\_BLK S/S RISER BLACK COLOUR / 300×300×264(H)MM

<sup>^</sup> NATURAL MARBLE IS A HAND CRAFTED PRODUCT, DIMENSIONS STATED ABOVE MAY VARY.



- ① TR-33.300300.18 ACACIA / 300×300×18(H)MM
- ② RI-01.300300.60\_BLK S/S RISER BLACK COLOUR / 300×300×60(H)MM
- ③ RI-01.300300.128\_BLK S/S RISER BLACK COLOUR / 300×300×128(H)MM
- ④ RI-01.300300.196\_BLK S/S RISER BLACK COLOUR / 300×300×196(H)MM
- ⑤ RI-01.300300.264\_BLK S/S RISER BLACK COLOUR / 300×300×264(H)MM



# BERGEN

THIS RANGE OF BREAD BASKETS IS AN EXTENTION OF THE SEAFOOD BASKET FAMILY. IT IS CONVENIENT, HYGIENIC AND PRETTY FOR DISPLAY BREAD AND PASTRY IN BUFFET OR CABINET.



BERGEN FOOD BASKET



BU-85.300200.90\_MZR / 300×200×90(H)MM



BU-85.300300.90\_MZR / 300×300×90(H)MM



BU-85.400300.90\_MZR / 400×300×90(H)MM

# OLD FARMER

INSPIRED BY FRESH MARKET, OLD FARMER MERCHANT BOX RESEMBLES THE FORM OF FOOD DISPLAY THAT BRINGS THE NATURAL COLORS AND THE ESSENTIAL RUSTIC TOUCH TO THE BUFFET TABLE.



OLD FARMER MERCHANT BOX



RI-16.300200.90 / 300×200×90(H)MM



RI-16.300300.135 / 300×300×135(H)MM



RI-16.400300.150 / 400×300×150(H)MM



1 RI-16.340120.100 / 340×120×100(H)MM  
2 GW-308.120 / Ø92×264(H)MM, 1.2L



# OLD FARMER

NEW

- 1 RI-16.STAND / OLD FARMER WOODEN STAND, 2 TIERS / 708x308x648(H)MM / ASH WOOD, OILED. (SIMPLE ASSEMBLY REQUIRED)
- 2 RI-16.300200.90 / 300x200x90(H)MM
- 3 RI-16.300300.135 / 300x300x135(H)MM




1

2

3

# SEAGRASS



SEAGRASS BASKET NEW



BU-125.130R50 / SEAGRASS / Ø130x50(H)MM



BU-125.160R110 / SEAGRASS / Ø160x110(H)MM



BU-125.210R140 / SEAGRASS / Ø210x140(H)MM



BU-125.260R85 / SEAGRASS / Ø260x85(H)MM



BU-125.290R125 / SEAGRASS / Ø290x125(H)MM



BU-125.340R120 / SEAGRASS / Ø340x120(H)MM

^THESE ARE HANDMADE ITEMS. SIZE, COLOR AND SHAPE MAY VARY



# OLD FARMER



OLD FARMER COLD DISPLAY BOX / CDB-811.SET. CONSISTING OF:



WOODEN BOX /  
550x355x150(H)MM



S/S DRIP TRAY



S/S ICE PAN / GN 1/1



NATURAL SLATE PLATE/  
529x328x8(H)MM



THE BOX CONTAINS HIDDEN ICE PAN AND DRIP PAN WHICH KEEP THE SLATE COOL THROUGHOUT THE EVENT. PERFECT TO SERVE COLD FOOD ON SLATE OR SEAFOOD AND BOTTLES ON ICE. STURDY BOX DESIGN WITH HANDLES FOR EASY CARRYING AIMED FOR OUTSIDE AND MOBILE CATERING.

OLD FARMER COLD DISPLAY BOX / CDB-812.SET. CONSISTING OF:



WOODEN BOX /  
350x285x150(H)MM



S/S DRIP TRAY



S/S ICE PAN / GN 1/2



NATURAL SLATE PLATE /  
323x263x8(H)MM



# RIO

A VERSATILE AND MULTI-FUNCTIONAL DESIGN OF COLD DISPLAY FEATURING THE BEAUTY OF VINTAGE WOOD. PERFECT FOR OUTDOOR OR POOL SIDE.



## RIO WHITE WOODEN BOX



JB-8619 RIO PC GN PAN GN1/2  
323x263x33(H)MM



JB-8617 RIO PC GN PAN GN1/2  
323x263x145(H)MM



RI-26.342282.108  
RIO WHITE WOODEN BOX GN1/2  
342x282x108(H)MM



RI-26.342282.189  
RIO WHITE WOODEN BOX GN1/2  
342x282x189(H)MM



JB-8615 RIO PC GN PAN GN1/1  
530x323x65(H)MM



JB-8613 RIO PC GN PAN GN1/1  
530x323x146(H)MM



RI-26.564342.108  
RIO WHITE WOODEN BOX GN1/1  
564x342x108(H)MM



RI-26.564342.189  
RIO WHITE WOODEN BOX GN1/1  
564x342x189(H)MM





# BERGEN

THERE IS NO OTHER WAY TO DISPLAY THESE TREASURES FROM THE SEA BETTER THAN SHOWING THEIR ORIGINAL FRESHNESS AND COLORS. BERGEN BASKETS HELP VENTILATION AND DISPLAYING SEAFOOD AT THE BEST TEMPERATURE.

## BERGEN FOOD BASKET



BU-86.200R.150\_MZR /  
Ø200×150(H)MM



BU-86.300R.225\_MZR /  
Ø300×225(H)MM



BU-86.400R.190\_MZR /  
Ø400×190(H)MM



BU-85.200320.150\_MZR /  
200×320×150(H)MM



BU-85.400320.150\_MZR /  
400×320×150(H)MM



BU-85.600320.150\_MZR /  
600×320×150(H)MM





BALTIC

VINTAGE WINE / SEAFOOD BUCKET



BU-120.7000\_V WINE / SEAFOOD  
BUCKET W/DOUBLE HANDLES  
Ø292×160(H)MM, 7L



BU-120.15000\_V WINE / SEAFOOD  
BUCKET W/DOUBLE HANDLES  
Ø370×208(H)MM, 15L



BU-120.22000\_V WINE / SEAFOOD  
BUCKET W/DOUBLE HANDLES /  
Ø413×240(H)MM, 22L



BU-120.7000\_VGR WINE / SEAFOOD  
BUCKET W/DOUBLE HANDLES  
Ø292×160(H)MM, 7L



BU-120.15000\_VGR WINE / SEAFOOD  
BUCKET W/DOUBLE HANDLES  
Ø370×208(H)MM, 15L



BU-120.22000\_VGR WINE / SEAFOOD  
BUCKET W/DOUBLE HANDLES /  
Ø413×240(H)MM, 22L



# CRESCENT

CRESCENT IS A NEW SIMPLE DESIGN PUSHING MINIMALISM TO ITS LIMIT. STAINLESS STEEL RISERS IN GOLD OR BLACK, FEATURING DISPLAY TOPS & BOWLS IN MARBLE, SLATE, WOOD AND PORCELAIN, CREATING DIFFERENT FUNCTIONAL COMBINATIONS WITH UNIQUE LOOK YOU LIKE.



CRESCENT DISPLAY TOP



TR-42.190R.18-MA-GRY /  
MARBLE Ø190x18(H)MM



TR-42.190R.18-MA-WHT /  
MARBLE Ø190x18(H)MM



TR-42.190R.18 /  
WOOD Ø190x18(H)MM



TR-42.190R.18-NS /  
SLATE Ø190x18(H)MM

CRESCENT DISPLAY RISER



RI-21.190R100\_ZR /  
Ø190x100(H)MM



RI-21.190R180\_ZR /  
Ø190x180(H)MM



RI-21.190R260\_ZR /  
Ø190x260(H)MM



RI-21.190R340\_ZR /  
Ø190x340(H)MM

AVAILABLE METAL COLOUR  



SCANDIC PORCELAIN PLATE



BU-114-BWN /  
Ø270x25(H)MM



BU-114-OLI /  
Ø270x25(H)MM



BU-112.250R.110-WHT /  
Ø250x110(H)MM



BU-112.250R.110-BLK /  
Ø250x110(H)MM

CRESCENT DISPLAY RISER



RI-21.220R100\_ZR /  
Ø220x100(H)MM



RI-21.220R180\_ZR /  
Ø220x180(H)MM



RI-21.220R260\_ZR /  
Ø220x260(H)MM



RI-21.220R340\_ZR /  
Ø220x340(H)MM

AVAILABLE METAL COLOUR  



# CRESCENT



CRESCENT WOOD BOWL

MAYA GLASS BOWL

CRESCENT STEEL BOWL



CRESCENT PORCELAIN BOWL



- 1 BU-109.250R / Ø255×85(H)MM
- 2 BU-109.300R / Ø300×100(H)MM



- 1 GW-902.250R.85 / Ø250×85(H)MM
- 2 GW-902.300R.90 / Ø300×90(H)MM



- 1 BU-97.250R\_MZR / Ø255×85(H)MM
- 2 BU-97.300R\_MZR / Ø300×100(H)MM



- 1 BU-96.250R - WHT / Ø260×80(H)MM
- 2 BU-96.300R - WHT / Ø305×96(H)MM



- 1 BU-96.250R - GRY / Ø260×80(H)MM
- 2 BU-96.300R - GRY / Ø305×96(H)MM



- 1 BU-96.250R - BLK / Ø260×80(H)MM
- 2 BU-96.300R - BLK / Ø305×96(H)MM

CRESCENT DISPLAY RISER

CRESCENT DISPLAY RISER



- RI-21.220R100\_ZR / Ø220×100(H)MM



- RI-21.220R180\_ZR / Ø220×180(H)MM



- RI-21.220R260\_ZR / Ø220×260(H)MM



- RI-21.220R340\_ZR / Ø220×340(H)MM



- RI-21.220R100\_ZR / Ø220×100(H)MM



- RI-21.220R180\_ZR / Ø220×180(H)MM



- RI-21.220R260\_ZR / Ø220×260(H)MM



- RI-21.220R340\_ZR / Ø220×340(H)MM



# MUSCAT



^MUSCAT IS A HANDMADE ITEM. SIZE, SHAPE & COLOR MAY VARY



^MUSCAT IS A HANDMADE ITEM. SIZE, SHAPE & COLOR MAY VARY

MUSCAT GLASS BOWL **NEW**



- 1 GW-911-WHTMAR / Ø260x70(H)MM
- 2 GW-912-WHTMAR / Ø315x90(H)MM



- 1 GW-911-GRYGRA / Ø260x70(H)MM
- 2 GW-912-GRYGRA / Ø315x90(H)MM



- 1 GW-911-BLKMAR / Ø260x70(H)MM
- 2 GW-912-BLKMAR / Ø315x90(H)MM



- 1 GW-913-GRYWO / 333x148x52(H)MM
- 2 GW-915-GRYWO / 508x205x75(H)MM

CRESCENT DISPLAY RISER



RI-21.190R100\_ZR / Ø190x100(H)MM



RI-21.190R180\_ZR / Ø190x180(H)MM



RI-21.190R260\_ZR / Ø190x260(H)MM



RI-21.190R340\_ZR / Ø190x340(H)MM

AVAILABLE METAL COLOUR

MUSCAT GLASS BOWL **NEW**



- 1 GW-916-WHTMAR / 256x235x75(H)MM
- 2 GW-917-WHTMAR / 320x295x95(H)MM



- 1 GW-916-GRYGRA / 256x235x75(H)MM
- 2 GW-917-GRYGRA / 320x295x95(H)MM



- 1 GW-916-BLKMAR / 256x235x75(H)MM
- 2 GW-917-BLKMAR / 320x295x95(H)MM

CRESCENT DISPLAY RISER



RI-21.220R100\_ZR / Ø220x100(H)MM



RI-21.220R180\_ZR / Ø220x180(H)MM



RI-21.220R260\_ZR / Ø220x260(H)MM



RI-21.220R340\_ZR / Ø220x340(H)MM

AVAILABLE METAL COLOUR



# BREEZE



BREEZE CERAMICS **NEW**



E633-P-08039-26  
PLATE / Ø262x24(H)MM



E633-P-08039-21  
PLATE / Ø208x23(H)MM

CRESCENT DISPLAY RISER



RI-21.220R100\_ZR /  
Ø220x100(H)MM



RI-21.190R180\_ZR /  
Ø190x180(H)MM

# SPIRAL



SPIRAL CERAMICS **NEW**



E664-P-10167-23  
PLATE / Ø230x28(H)MM



E664-P-10167-28  
PLATE / Ø280x30(H)MM



E665-B06216-25  
BOWL / Ø245x45(H)MM

CONGO DOUBLE WALLED COOLING BOWLS



1 ICG-05 / Ø165x24(H)MM  
2 BU-99.180R.50\_MZR /  
Ø180x50(H)MM



1 ICG-06 / Ø199x32(H)MM  
2 BU-100.215R.60\_MZR /  
Ø215x60(H)MM

CRESCENT  
DISPLAY RISER



RI-21.190R340\_ZR /  
Ø190x340(H)MM





# FANTASIA

FANTASIA CERAMICS **NEW**



E753-P-10113-26  
BOWL / Ø256x50(H)MM



E754-P-10113-26  
BOWL / Ø256x50(H)MM



E755-P-10113-23  
BOWL / Ø225x50(H)MM

CRESCENT DISPLAY RISER



RI-21.190R100\_ZR /  
Ø190x100(H)MM



RI-21.190R180\_ZR /  
Ø190x180(H)MM



RI-21.220R260\_ZR /  
Ø220x260(H)MM

AVAILABLE METAL COLOUR 



# SCANDIC

SCANDIC CERAMICS **NEW**



E774-P-10113-23  
BOWL / Ø224x46(H)MM



E773-P-10113-26  
BOWL / Ø254x54(H)MM



E775-P-10113-28  
BOWL / Ø278x60(H)MM

CRESCENT DISPLAY RISER



RI-21.190R100\_ZR /  
Ø190x100(H)MM



RI-21.220R180\_ZR /  
Ø220x180(H)MM



RI-21.220R260\_ZR /  
Ø220x260(H)MM

AVAILABLE METAL COLOUR 





# ELEMENT

ELEMENT CERAMICS **NEW**



E669-P-08210-23  
PLATE / Ø224x30(H)MM



E665-P-08210-29  
PLATE / Ø285x36(H)MM



E665-P-08210-23  
PLATE / Ø224x30(H)MM

CRESCENT DISPLAY RISER



RI-21.190R100\_ZR /  
Ø190x100(H)MM



RI-21.220R260\_ZR /  
Ø220x260(H)MM



RI-21.190R340\_ZR /  
Ø190x340(H)MM

AVAILABLE METAL COLOUR 



# FANTASIA

FANTASIA CERAMICS **NEW**



E755-P-10196-23  
PLATE / Ø230x28(H)MM



E754-P-10196-27  
PLATE / Ø268x28(H)MM



E753-P-10196-23  
PLATE / Ø230x28(H)MM

CRESCENT DISPLAY RISER



RI-21.190R100\_ZR /  
Ø190x100(H)MM



RI-21.220R260\_ZR /  
Ø220x260(H)MM



RI-21.190R340\_ZR /  
Ø190x340(H)MM

AVAILABLE METAL COLOUR 



# NORDICA QUAD FEATURING SPIRAL CERAMICS



NORDICA QUAD RISER **NEW**



- ① RI-32.180R100 / Ø180×100(H)MM
- ② RI-32.180R200 / Ø180×200(H)MM
- ③ RI-32.180R300 / Ø180×300(H)MM



- ① RI-32.220R100 / Ø180×100(H)MM
- ② RI-32.220R200 / Ø180×200(H)MM
- ③ RI-32.220R300 / Ø180×300(H)MM


# NORDICA QUAD FEATURING SCANDIC CERAMICS



NATURAL GRANITE RISER **NEW**



- ① RI-32.140R100 / Ø140×100(H)MM
- ② RI-32.140R200 / Ø140×200(H)MM



- ① GR-01.120120.30 / 120×120×30(H)MM
- ② GR-01.140140.40 / 140×140×40(H)MM
- ③ GR-01.160160.50 / 160×160×50(H)MM



# NEO CERAMICS

REACTIVE GLAZED CERAMICS  
IN DESIRABLE SIZES AND SHAPES  
FOR THE STORY-TELLING FOOD  
DISPLAY.

NEW

## SPIRAL RUSTIC WHITE



## SPIRAL RUSTIC CHARCOAL



## SCANDIC GREY




## SCANDIC ASH




## SCANDIC CHOCO




## BREEZE GREY




## BREEZE CLAY





## ELEMENT GREY




## ELEMENT CLAY




## FANTASIA OCEAN



## FANTASIA TURQUOISE



## FANTASIA AVOCADO





# CRESCENT

THE RANGE ALSO COVERS CEREAL BOWL AND JUICE DISPENSER, THE RISERS CAN BE USED ALONG WITH YOUR OWN PLATTERS OR BOWLS, SO FRIENDLY AND UNIVERSAL.

- 1 TR-44.300R / Ø300×53(H)MM  
TRAY WITH STEPPED FOOT FITTING BOTH Ø190MM & Ø220MM CRESCENT RISER
- 2 TR-44.250R / Ø250×48(H)MM  
TRAY WITH STEPPED FOOT FITTING BOTH Ø190MM & Ø220MM CRESCENT RISER
- 3 BU-108\_ZR / Ø220×108(H)MM  
ACACIA LAMINATED BOWL WITH ACRYLIC LID & PVD GOLD STAINLESS STEEL SPOON.  
MATCHES WITH CRESCENT RISER Ø190MM & Ø220MM





# ELI

PURE FORMS OF WARM SAPELE IN FUNCTIONAL SHAPES FOR FRUITS, DESSERTS & PATISSERIES, CREATING EYE-CATCHING CENTER ATTRACTIONS.



- 1 BU-101 ELI BUFFET STAND 3-TIERS  
Ø250 / 300 / 350×575(H)MM
- 2 BU-102.250R ELI BUFFET BOWL  
Ø250×195(H)MM
- 3 BU-102.350R ELI BUFFET BOWL  
Ø350×220(H)MM
- 4 BU-103.250R.220 ELI BUFFET STAND  
Ø250×220(H)MM
- 5 BU-103.300R.160 ELI BUFFET STAND  
Ø300×160(H)MM
- 6 BU-103.350R.100 ELI BUFFET STAND  
Ø350×100(H)MM



- ① RI-3901 DRAKE BUFFET WOODEN DISPLAY BOARD SET  
HIGH-420×240×94(H)MM / MID-356×240×62(H)MM / LOW-292×240×30(H)MM
- ② RI-3902 DRAKE BUFFET 3-DRAWERS WOODEN DISPLAYER S  
HIGH-250×250×250(H)MM / MID-220×220×165(H)MM / LOW-190×190×80(H)MM
- ③ RI-3903 DRAKE BUFFET 3-DRAWERS WOODEN DISPLAYER L  
HIGH-325×325×325(H)MM / MID-295×295×215(H)MM / LOW-265×265×105(H)MM
- ④ BU-91.110R.350 DONUT TREE  
Ø110×350(H)MM
- ⑤ BU-91.150R.450 DONUT TREE  
Ø150×450(H)MM

# DRAKE

AS A SET OR STANDING FREE, DRAKE DRAWERS AND BOARDS ARE HIGHLY CREATIVE AND ADAPTABLE TO YOUR REQUIREMENTS AT DIFFERENT EVENTS AND SCENARIOS. A PERFECT CORNER FOR DISPLAYING SWEETS, PASTRY AND FRUITS.





# ART DE GOURMET IV

## FEATURING NATURAL SLATE

ADG IV IS THE LATEST VERSION OF ATHENA SLATE AND RISER COMBO. REFINED TO MORE ELEGANT SHAPES AND COLOUR, RETAINING SAME GOOD QUALITY AND FUNCTION - FREE FORMING, HIGHLY ADAPTIVE TO DIFFERENT REQUIREMENTS. EXCELLENT FOR BUFFET AND EVENT.



ADG IV RISER & SLATE^



FEATURING:

- ① NS-300300.08 NATURAL SLATE / 300×300×8(H)MM
- ② RI-20.200200.128\_MZR MATT GOLD RISER / 200×200×128(H)MM
- ③ RI-20.200200.196\_MZR MATT GOLD RISER / 200×200×196(H)MM



FEATURING:

- ① NS-350R.08 NATURAL SLATE / Ø350×8(H)MM
- ② RI-20.200200.128\_MZR MATT GOLD RISER / 200×200×128(H)MM
- ③ RI-20.200200.196\_MZR MATT GOLD RISER / 200×200×196(H)MM



FEATURING:

- ① NS-400250.08 NATURAL SLATE / 400×250×8(H)MM
- ② RI-20.300150.128\_MZR MATT GOLD RISER / 300×150×128(H)MM
- ③ RI-20.300150.196\_MZR MATT GOLD RISER / 300×150×196(H)MM



FEATURING:

- ① NS-500300.08 NATURAL SLATE / 500×300×8(H)MM
- ② RI-20.400200.128\_MZR MATT GOLD RISER / 400×200×128(H)MM
- ③ RI-20.400200.196\_MZR MATT GOLD RISER / 400×200×196(H)MM

^ NATURAL SLATE IS A HAND CRAFTED PRODUCT, DIMENSIONS STATED ABOVE MAY VARY.



# ART DE GOURMET IV

## FEATURING CRYSTALITE BOARD


ADG IV RISER ALSO PERFECTLY MATCHES WITH ATHENA CRYSTALITE BOARD. THESE TRANSLUCENT JELLY-LIKED COLOURS BRIGHTEN YOUR PRESENTATION AND AROUSE GUEST'S APPETITE. FREE FORMING, HIGHLY ADAPTIVE TO DIFFERENT REQUIREMENTS. EXCELLENT FOR BUFFET AND EVENT.



APG - APPLE GREEN




SKB - SKYBLUE



LAV - LAVENDER



ASH - ASH




PNK - PINK



RED - RED

SIX TRANSLUCENT COLOURS FOR YOUR CHOICE

### ADG IV RISER & CRYSTALITE BOARD



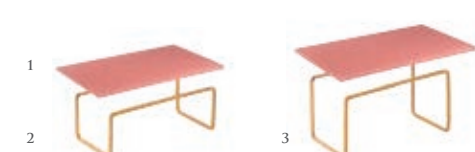
#### FEATURING:

- 1 TR-32.300300.15-RE-SKB  
CRYSTALITE BOARD / 300x300x15(H)MM
- 2 RI-20.200200.128\_MZR  
MATT GOLD RISER / 200x200x128(H)MM
- 3 RI-20.200200.196\_MZR  
MATT GOLD RISER / 200x200x196(H)MM



#### FEATURING:

- 1 TR-32.350R.15-RE-ASH  
CRYSTALITE BOARD / Ø350x15(H)MM
- 2 RI-20.200200.128\_MZR  
MATT GOLD RISER / 200x200x128(H)MM
- 3 RI-20.200200.196\_MZR  
MATT GOLD RISER / 200x200x196(H)MM



#### FEATURING:

- 1 TR-32.400250.15-RE-LAV  
CRYSTALITE BOARD / 400x250x15(H)MM
- 2 RI-20.300150.128\_MZR  
MATT GOLD RISER / 300x150x128(H)MM
- 3 RI-20.300150.196\_MZR  
MATT GOLD RISER / 300x150x196(H)MM



#### FEATURING:

- 1 TR-32.-500300.15-RE-PNK  
CRYSTALITE BOARD / 500x300x15(H)MM
- 2 RI-20.400200.128\_MZR  
MATT GOLD RISER / 400x200x128(H)MM
- 3 RI-20.400200.196\_MZR  
MATT GOLD RISER / 400x200x196(H)MM






# CRYSTALITE


FURTHER EVOLVED TO NEW FORM OF TRANSLUCENT X-RISERS AND TUBE-RISERS TO CREATE EVEN MORE FANCY ATMOSPHERE. OPTIONAL REMOTE LED LIGHT TO FURTHER ENHANCE THE ROMANCE.



APG - APPLE GREEN




SKB - SKYBLUE



LAV - LAVENDER



ASH - ASH



PNK - PINK



RED - RED


SIX TRANSLUCENT COLOURS FOR YOUR CHOICE

## CRYSTALITE DISPLAY X-RISER & CRYSTALITE BOARD



FEATURING:

- ① TR-32.300300.15-RE-SKB  
CRYSTALITE BOARD / 300×300×15(H)MM
- ② RI-40A  
MATT TRANSLUCENT ACRYLIC / 205×205×80(H)MM
- ③ RI-40B  
MATT TRANSLUCENT ACRYLIC / 170×170×140(H)MM / 140×170×170(H)MM
- ④ RI-40C  
MATT TRANSLUCENT ACRYLIC / 170×170×200(H)MM / 200×170×170(H)MM



FEATURING:

- ① TR-32.400250.15-RE-LAV  
CRYSTALITE BOARD / 400×250×15(H)MM
- ② RI-40D  
MATT TRANSLUCENT ACRYLIC / 170×170×260(H)MM / 260×170×170(H)MM
- ③ RI-40E  
MATT TRANSLUCENT ACRYLIC / 170×170×320(H)MM / 320×170×170(H)MM

## CRYSTALITE DISPLAY TUBE-RISER SET & CRYSTALITE BOARD



FEATURING:

- ① TR-32.350R.15-RE-ASH  
CRYSTALITE BOARD / Ø350×15(H)MM
- ② RI-41.SETA  
MATT TRANSLUCENT ACRYLIC / Ø220×80(H)MM / Ø210×170(H)MM / Ø200×260(H)MM

## PORTABLE WATER-PROOF LED LIGHT



FEATURING:

- ① LD-01  
9 LED COLORS / Ø102×75(H)MM



# CAMEO

ACACIA TRAYS IN WARM COLOUR WITH NICELY DESIGNED MATCHING CLOCHES TO PRESENT AROMATIC MACARONS, SWEET AND PETIT FOUR.



CAMEO ROUND TRAY & CLOCHE



- FEATURING:
- 1 TR-20.182R ROUND TRAY / Ø182×22(H)MM
  - 2 GW-901.160R.126 CLOCHE / Ø160×126(H)MM



- FEATURING:
- 1 TR-20.252R ROUND TRAY / Ø252×30(H)MM
  - 2 GW-901.228R.165 CLOCHE / Ø228×165(H)MM



- FEATURING:
- 1 TR-20.300R ROUND TRAY / Ø300×40(H)MM
  - 2 GW-901.275R.192 CLOCHE / Ø275×192(H)MM

# CASSANDRA

CASSANDRA TURNED THE COMMON FORM OF CAKE PLATE INTO A BUNCH OF LOVELY MUSHROOMS STANDING HIGH AND LOW FOR CAKES, SWEETS, CHOCOLATES AND MACARONS. NICELY DESIGNED MATCHING CLOCHES AVAILABLE.



CASSANDRA CAKE STAND & CLOCHE



- FEATURING:
- 1 RI-15.180R.100 CAKE STAND / Ø180×100(H)MM
  - 2 GW-901.160R.126 CLOCHE / Ø160×126(H)MM



- FEATURING:
- 1 RI-15.250R.150 CAKE STAND / Ø250×150(H)MM
  - 2 GW-901.228R.165 CLOCHE / Ø228×165(H)MM



- FEATURING:
- 1 RI-15.295R.200 CAKE STAND / Ø295×200(H)MM
  - 2 GW-901.275R.192 CLOCHE / Ø275×192(H)MM



LOREN

VEDA



SQUARE WOODEN RISER



RI-19.180180.100 / 180x180x100MM  
NATURAL ACACIA, LAMINATED



RI-19.280280.150 / 280x280x150MM  
NATURAL ACACIA, LAMINATED



RI-19.360360.200 / 360x360x200MM  
NATURAL ACACIA, LAMINATED

ROUND WOODEN RISER



RI-18.180R.100 / Ø180x100(H)MM  
NATURAL ACACIA, LAMINATED




RI-18.280R.150 / Ø280x150(H)MM  
NATURAL ACACIA, LAMINATED



RI-18.360R.200 / Ø360x200(H)MM  
NATURAL ACACIA, LAMINATED





## CASPER STOOL

THE SERIES WAS TUNED TO A SLIM AND CLEAN DESIGN WHICH COMES IN FIVE NEW SIZES. EXCELLENT FOR DISPLAYING CHEESE, PETIT FOUR, CHOCOLATE AND DESSERT IN BUFFET AND COCKTAIL.

### CASPER WOODEN STOOL



RI-14.200200.90 / 200×200×90(H)MM



RI-14.200200.150 / 200×200×150(H)MM



RI-14.250250.60 / 250×250×60(H)MM



RI-14.250250.120 / 250×250×120(H)MM



RI-14.400200.60 / 400×200×60(H)MM



RI-14.325325.60 / 325×325×60(H)MM



RI-14.325325.90 / 325×325×90(H)MM



RI-14.325325.120 / 325×325×120(H)MM



RI-14.525325.60 / 525×325×60(H)MM



RI-14.525325.90 / 525×325×90(H)MM



RI-14.525325.120 / 525×325×120(H)MM

### CASPER BOARD



CB-64-AS / 400×200×20(H)MM



CB-78-AS / Ø254×20(H)MM



CB-65-AS / 500×200×20(H)MM



CB-66-AS / 700×200×20(H)MM



CB-114-AS / Ø305×20(H)MM



# FABIO

THOUGHTFULLY SIZED WOODEN BOWLS IN ROUND AND BOAT SHAPES, EXCELLENT FOR DISPLAY OF FRUIT AND SALAD. MADE WITH SELECTED ACACIA, FOOD-SAFE-LAMINTAED, HIGHLY WATER PROOF.



HAYLAN

ROUND WOODEN BOWL



BU-78 / Ø200x97(H)MM  
NATURAL ACACIA, LAMINATED



BU-87 / Ø250x121(H)MM  
NATURAL ACACIA, LAMINATED



BU-79 / Ø300x146(H)MM  
NATURAL ACACIA, LAMINATED



BU-80 / Ø350x127(H)MM  
NATURAL ACACIA, LAMINATED

OVAL WOODEN BOWL



BU-75 / 460x160x80MM  
NATURAL ACACIA, LAMINATED




BU-76 / 580x180x90MM  
NATURAL ACACIA, LAMINATED



BU-77 / 700x200x100MM  
NATURAL ACACIA, LAMINATED



# ZEN & FABIO



FABIO WOODEN BOWL & ZEN RISER



FEATURING:

- 1 BU-87 / FABIO ACACIA BOWL / Ø250x121(H)MM
- 2 RI-10.235235.148 / ZEN RISER 235x235x148(H)MM

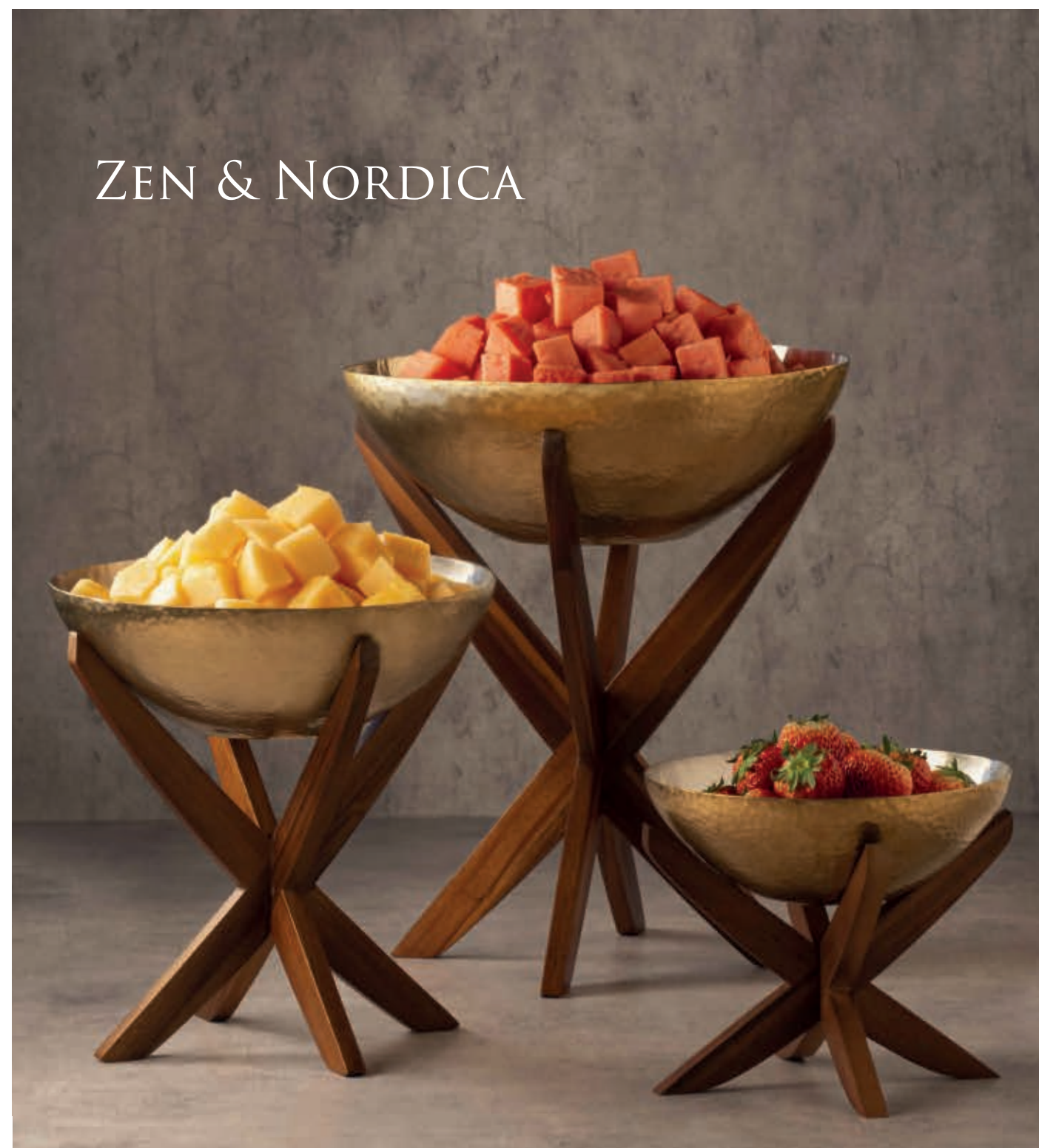
FEATURING:

- 1 BU-79 / FABIO ACACIA BOWL / Ø300x146(H)MM
- 2 RI-10.280280.270 / ZEN RISER 280x280x270(H)MM

FEATURING:

- 1 BU-80 / FABIO ACACIA BOWL / Ø350x127(H)MM
- 2 RI-10.330330.380 / ZEN RISER 330x330x380(H)MM

# ZEN & NORDICA



NORDICA BOWL^ & ZEN RISER



FEATURING:

- 1 BU-93.220R75\_MZR / NORDICA STEEL BOWL OUTSIDE PVD MATT GOLD / Ø220x75(H)MM
- 2 RI-10.235235.148 / ZEN RISER 235x235x148(H)MM

FEATURING:

- 1 BU-93.280R96\_MZR / NORDICA STEEL BOWL OUTSIDE PVD MATT GOLD / Ø280x96(H)MM
- 2 RI-10.280280.270 / ZEN RISER 280x280x270(H)MM

FEATURING:

- 1 BU-93.340R117\_MZR / NORDICA STEEL BOWL OUTSIDE PVD MATT GOLD / Ø340x117(H)MM
- 2 RI-10.330330.380 / ZEN RISER 330x330x380(H)MM

^THESE STEEL BOWLS ARE HAND MADE. SIZES MAY VARY FROM ABOVE STATED. THICKNESS OF EACH PIECE MAY VARY





ZEN & ASHLEY

ASHLEY SERVING BOARD & ZEN RISER



- FEATURING:
- 1 TR-2201.2 / SERVING BOARD SET  
- SLATE PLATE / Ø250x8(H)MM  
- WOODEN BOARD / Ø290x40(H)MM
  - 2 RI-10.235235.148 / ZEN RISER  
235x235x148(H)MM




- FEATURING:
- 1 TR-2202.2 / SERVING BOARD SET  
- SLATE PLATE / Ø300x8(H)MM  
- WOODEN BOARD / Ø340x40(H)MM
  - 2 RI-10.280280.270 / ZEN RISER  
280x280x270(H)MM



- FEATURING:
- 1 TR-2203.2 / SERVING BOARD SET  
- SLATE PLATE / Ø350x8(H)MM  
- WOODEN BOARD / Ø390x40(H)MM
  - 2 RI-10.330330.380 / ZEN RISER  
330x330x380(H)MM

ZEN & CARRARA



CARRARA PORCELAIN PLATE & ZEN RISER



- FEATURING:
- 1 371324360213 / DEEP COUP PLATE / Ø24 CM
  - 2 RI-10.235235.148 / ZEN RISER  
235x235x148(H)MM



- FEATURING:
- 1 371330360213 / DEEP COUP PLATE / Ø30 CM
  - 2 RI-10.280280.270 / ZEN RISER  
280x280x270(H)MM



- FEATURING:
- 1 371232360213 / DEEP COUP PLATE / Ø32 CM
  - 2 RI-10.330330.380 / ZEN RISER  
330x330x380(H)MM



# ZEN & MAYA

ZEN RISER HAS A SLIM AND DAINTY SHAPE WHICH STANDS ALONG WELL WITH MOST KINDS AND SIZES OF PLATES AND BOWLS. STANDS BOTH WAYS, FLEXIBILITY TO FIT MORE SIZES.



MAYA GLASS BOWL<sup>^</sup> & ZEN RISER



- 1 GW-902.200R.65 / MAYA TRANSLUCENT CHARCOAL / Ø200×65(H)MM
- 2 RI-10.235235.148 / ZEN RISER / 235×235×148(H)MM



- 1 GW-902.250R.85 / MAYA TRANSLUCENT CHARCOAL / Ø250×85(H)MM
- 2 RI-10.280280.270 / ZEN RISER / 280×280×270(H)MM



- 1 GW-902.300R.90 / MAYA TRANSLUCENT CHARCOAL / Ø300×90(H)MM
- 2 RI-10.330330.380 / ZEN RISER / 330×330×380(H)MM

# NORDICA



NORDICA FRUIT BOWL AND STAND <sup>^</sup>



- 1 BU-36 / Ø250×40(H)MM
- 2 RI-12.180R.130 / Ø180×130(H)MM



- 1 BU-37 / Ø305×50(H)MM
- 2 RI-12.200R.155 / Ø200×155(H)MM



- 1 BU-38 / Ø345×50(H)MM
- 2 RI-12.220R.175 / Ø220×175(H)MM

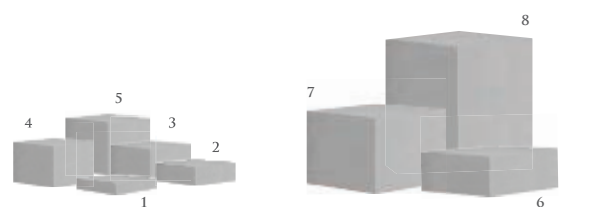


# CONGO

HIGHLY CREATIVE COMBINATION OF PRIMITIVE STONE PILLARS MADE WITH RECYCLED MATERIAL, ALONG SIDE WITH NATURAL MARBLE CANISTERS, EDGE-CRACKING GLASS BOWLS AND BRASSLOOKING COOLING BASE - A CORNER OF THE GIFTED NATURE.



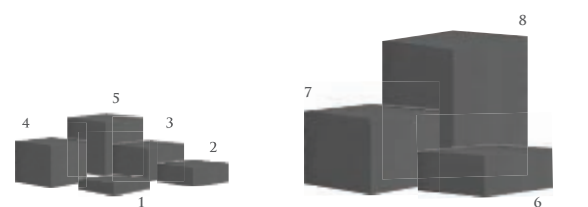
CONGO RESIN PILLAR, LIGHT GREY



140×140×40/80/120/160/  
200(H)MM

- 1 BU-113.140140.40-LTGRY
- 2 BU-113.140140.80-LTGRY
- 3 BU-113.140140.120-LTGRY
- 4 BU-113.140140.160-LTGRY
- 5 BU-113.140140.200-LTGRY

CONGO RESIN PILLAR, DARK GREY



140×140×40/80/120/160/  
200(H)MM

- 1 BU-113.140140.40-DKGRY
- 2 BU-113.140140.80-DKGRY
- 3 BU-113.140140.120-DKGRY
- 4 BU-113.140140.160-DKGRY
- 5 BU-113.140140.200-DKGRY
- 6 BU-113.215215.120-DKGRY
- 7 BU-113.215215.240-DKGRY
- 8 BU-113.215215.360-DKGRY

GRANA MARBLE BOWL



MA-106-WHT / ø130×52(H)MM

CONGO CRACKING EDGE GLASS BOWL



- 1 GW-904.250R.65-SIL / ø250×65(H)MM
- 2 GW-904.300R.75-SIL / ø300×75(H)MM
- 3 GW-904.250R.65-BLK / ø250×65(H)MM
- 4 GW-904.300R.75-BLK / ø300×75(H)MM
- 5 ICG-05 / ø165×24(H)MM
- 6 ICG-06 / ø199×32(H)MM
- 7 BU-99.180R.50\_MZR / ø180×50(H)MM
- 8 BU-100.215R.60\_MZR / ø215×60(H)MM





# ASHLEY

ASHLEY COLD DISPLAY BOARD COMES WITH MARBLE OR MELAMINE TOP CHILLED BY BUILT-IN ICE BOX. ASHLEY PASTRY DISPLAY BOARD OFFERS DIFFERENT SIZES OF COMPARTMENT-TRAY TO GO WITH.

ROTARY ACRYLIC LID 550x334x178(H)MM  
BOARD BASE 582x370x60(H)MM

## ASHLEY COLD DISPLAY BOARD

BU-90.SETA



BU-90A



DISPLAY TOP: WHITE MARBLE 530X325X15(H)MM (FEATURING ICE BOX)

BU-90.SETB



BU-90B



DISPLAY TOP: MELAMINE TEAK BOARD 530X325X11(H)MM (FEATURING ICE BOX)

## ASHLEY PASTRY DISPLAY BOARD

BU-90.SETC



BU-90C



COMPARTMENT: GN1/1 GRID TRAY 530X325X52(H)MM

BU-90.SETD



BU-90D



COMPARTMENT: GN1/2 TRAY 265X325X52(H)MM X 2PCS

BU-90.SETE



BU-90E



COMPARTMENT: GN1/3 TRAY 176X325X52(H)MM X 3PCS



# TALIA



NIGHT MARKET WOODEN TRAY



TR-3001 / 300x300x30MM




TR-3002 / 390x265x30MM



TR-3003 / 550x370x30MM

# ADEN



ADEN PADDLE BOARD



CB-97 / 300x200x20(H)MM



CB-98 / 400x200x20(H)MM




CB-99 / 450x180x20(H)MM



CB-100 / 445x300x20(H)MM





## CAMEO

NICELY CRAFTED STRAIGHT-SIDED BOWLS FOR DISPLAY OF CEREALS, NUTS, DRIED FRUIT AND WHOLE FRUIT. MADE OF NATURAL ACACIA.

CAMEO WOODEN BOWL



BU-51 / Ø160×60(H)MM



BU-52 / Ø230×90(H)MM



BU-53 / Ø275×110(H)MM



## CASA

SHAPED BEAUTIFULLY, CASA WOODEN BOWLS WILL DEFINITELY ADD ATTRACTION TO YOUR CEREALS AND FRUITS DISPLAY. THREE SIZES AVAILABLE FOR FLEXIBLE COMBINATION OF SERVING.

CASA WOODEN BOWL



BU-33 / 200×185×130(H)MM



BU-34 / 280×265×180(H)MM



BU-35 / 360×340×225(H)MM





# ZOIE

NUTS AND DRIED FRUIT CAN NOW BE KEPT FRESH AND CRUNCHY BY THE SMARTLY DESIGNED LID. GUEST CAN NOW ENJOY HIS OWN MIXED YOGURT.

ZOIE YOGURT BOTTLE W/ WOODEN LID



GW-311 / Ø70x85(H)MM, CAP 0.13L



GW-310 / Ø90x100(H)MM, CAP 0.21L



# ROSANE & ZOIE

JUICE BOTTLE AND PUDDING BOTTLE RESEMBLE THE SIZE AND SHAPE POPULAR IN THE RETAIL MARKET. SMALLER PORTION MEANS LESS WASTAGE AT BUFFET. REUSABLE CAP AVAILABLE FOR ROSANE, WHILE ZOIE JUICE BOTTLE IS FEATURED WITH SWING CAP WASHABLE FOR REUSE.

ROSANE JUICE BOTTLE W/ REUSABLE CAP



GW-308.18 / 0.18L

ROSANE PUDDING BOTTLE W/ REUSABLE CAP



GW-309.08 / 0.08L

ZOIE GOURMET BOTTLE W/ SWING CAP



GW-302.25B / 200(H)MM 0.25L



# DIAMANTE

ACRYLIC JUICE CARAFE WITH STAINLESS STEEL LID



DIAMANTE **NEW**




J-01\_M / JUICE CARAFE WITH LID /  
Ø105x230(H)MM  
ACRYLIC JUICE CARAFE 1.3L



J-01\_MZR / JUICE CARAFE WITH LID, PVD GOLD /  
Ø105x230(H)MM  
ACRYLIC JUICE CARAFE 1.3L

# NATURAL



A RANGE OF WOOD TEXTURED BOWLS  
MADE OF POLYSTYRENE WHICH IS SCRATCH PROOF,  
UNBREAKABLE AND CAN BE PLACED ON ICE DIRECTLY FOR  
A UNIQUE PRESENTATION OF BUFFET SALAD AND FRUIT.

NATURAL UNIVERSAL BOWL



EL-10182 /  
Ø160x85(H)MM



EL-10183 /  
Ø200x95(H)MM



EL-10184 /  
Ø240x105(H)MM



EL-10161 /  
Ø310x80(H)MM



EL-10252 /  
Ø400x87(H)MM



EL-10187 /  
360x240x85(H)MM





# NORDICA

NORDICA BOWL



BU-93.220R75\_MZR /  
STAINLESS STEEL, OUTSIDE  
PVD MATT GOLD / Ø220×75(H)MM



BU-93.280R96\_MZR /  
STAINLESS STEEL, OUTSIDE  
PVD MATT GOLD / Ø280×96(H)MM



BU-93.340R117\_MZR /  
STAINLESS STEEL, OUTSIDE  
PVD MATT GOLD / Ø340×117(H)MM

^THESE STEEL BOWLS ARE HAND MADE. SIZES MAY VARY FROM ABOVE STATED. THICKNESS OF EACH PIECE MAY VARY.



# HAZELNUT

A RANGE OF LOVELY SHAPED PLATES & BOWLS FOR SALAD AND FRUIT DISPLAY, DELIGHT YOUR BUFFET WITH TROPICAL COLORS.

HAZELNUT BOWL



HN-06 / 285×219×109(H)MM



HN-07 / 234×177×92(H)MM



HN-08 / 195×152×75(H)MM



HN-91 / 348×136×69(H)MM

HAZELNUT PLATE



HN-26 / 303×233×28(H)MM



HN-68 / 217×163×23(H)MM



HN-52 / 465×160×34(H)MM



# BUFFET ESSENTIALS



CB-110  
ALTO BUFFET CUTTING BOARD GN 1/1  
530x325x(H)40MM

CB-111  
ALTO BUFFET BREAD BOARD GN 1/1  
530x325x(H)40MM  
(KNIFE IS NOT INCLUDED)



GRANDE PLUS CHEESE KNIFE  
GP-C01 / 90MM BLADE



GRANDE PLUS CHEESE KNIFE  
GP-C02 / 100MM BLADE



GRANDE PLUS CHEESE KNIFE  
GP-C05 / 170MM BLADE



FORI CHEESE KNIFE  
F-51 / 170MM BLADE



GRANDE PLUS BREAD KNIFE  
GP-52 / BLADE: 240MM  
OVERALL: 370MM



FORI BREAD KNIFE  
F-52 / BLADE: 255MM  
OVERALL: 385MM



CARVING KNIFE  
F-60 / 385MM  
BLADE: 255MM



CARVING FORK  
F-15 / 280MM



# GRANA

RUSTIC-EDGED MARBLE BASE WITH 24 HOLES TO DISPLAY LOVELY SKEWERS FOR SMALL BITES. SKEWERS IN THREE STYLES AT THREE HEIGHTS FOR YOUR CHOICE.



GRANA MARBLE BASE  
BU-114-BLK / BLACK MARBLE WITH 24 SKEWER HOLES / 450x300x50(H)MM

## GRANA SKEWERS

### ROUND FLAT SKEWER



BU-115A.100 / Ø80x100(H)MM  
BU-115A.150 / Ø80x150(H)MM  
BU-115A.200 / Ø80x200(H)MM

### ROUND BOWL SKEWER



BU-115B.100 / Ø80x100(H)MM  
BU-115B.150 / Ø80x150(H)MM  
BU-115B.200 / Ø80x200(H)MM

### PEDAL BOWL SKEWER



BU-115C.100 / Ø80x100(H)MM  
BU-115C.150 / Ø80x150(H)MM  
BU-115C.200 / Ø80x200(H)MM

# BUFFET MINIWARE







KUBA SQUARE PLATE / 80x80x20(H)MM - WHITE, EGGPLANT, OLIVE, WARM GREY, AZURE



CW-801



CW-801-EGP



CW-801-OLI



CW-801-WGR



CW-801-AZR

KUBA SQUARE BOWL / 60x60x60(H)MM - WHITE, EGGPLANT, OLIVE, WARM GREY, AZURE



CW-802



CW-802-EGP



CW-802-OLI



CW-802-WGR



CW-802-AZR

KUBA SQUARE PLATE / 60x60x25(H)MM - WHITE, EGGPLANT, OLIVE, WARM GREY, AZURE



CW-803



CW-803-EGP



CW-803-OLI



CW-803-WGR



CW-803-AZR

HAZELNUT MINI PLATES & BOWL



HN-71 / 100x84x63(H)MM



HN-09 / 100x82x20(H)MM



HN-415 / 103x68x28(H)MM



HN-413 / 121x83x28(H)MM

KUBA GOURMET GLASS



GW-204 / 40x40x40(H)MM



GW-205 / 60x60x52(H)MM



GW-603.12 / 0.12L



710860 / Ø80x60(H)MM



GW-102 / Ø86x46(H)MM

ZOIE GOURMET GLASS

BODEGA GOURMET BOWL

DAPHNE GOURMET BOWL

OCEAN GOURMET GLASS

DORF GOURMET GLASS

LEXI GOURMET GLASS



P00210 / 0.05L



B17202 / 0.06L



P00110 / 0.06L



GSG-03.10 / 0.10L



GSG-01.10 / 0.10L





CORTE GOURMET BOWL / Ø60x25(H)MM - WHITE, LT GREY, DK CHOCO, EARTH



CW-814



CW-814-LGR



CW-814-DCH



CW-814-EAR

CORTE GOURMET BOWL / Ø80x35(H)MM - WHITE, LT GREY, DK CHOCO, EARTH



CW-815



CW-815-LGR



CW-815-DCH



CW-815-EAR

CORTE GOURMET BOWL



CW-806 / Ø78x20(H)MM



CW-812 / 95x85x30(H)MM



CW-810 / 95x70x35(H)MM



CORTE GOURMET BOWL



CW-809 / 80x70x35(H)MM



CW-006 / 110x95x48(H)MM

CORTE GOURMET PLATE



CW-813 / 150x90x18(H)MM



CW-811 / 95x75x25(H)MM

CORTE RAMEKIN, SOUFFLÉ & CHIPS



CW-807 / Ø69/43x48(H)MM



CW-808 / Ø69/43x60(H)MM



CW-816 / Ø100/82x60(H)MM



CW-804 / Ø90/50x130(H)MM



# MINI GLASSWARE



MINI GLASSWARE / 83×83×20(H)MM



GW-103-FRT / FROST



GW-103-GRY / GREY



GW-103-NAV / NAVY



GW-103-DPK / DUSTY PINK

MINI GLASSWARE / Ø92×38(H)MM



GW-105-FRT / FROST



GW-105-GRY / GREY



GW-105-NAV / NAVY



GW-105-DPK / DUSTY PINK

MINI GLASSWARE / 73×116×42(H)MM



GW-104-FRT / FROST



GW-104-GRY / GREY



GW-104-NAV / NAVY



GW-104-DPK / DUSTY PINK

MINI GLASSWARE / Ø88×65(H)MM



GW-106-FRT / FROST



GW-106-GRY / GREY



GW-106-NAV / NAVY



GW-106-DPK / DUSTY PINK

REMARK: HANDCRAFTED ITEMS. SIZES AND SHAPES MAY VARY





# REECE MINI TUREEN & STAND

REECE MINI TUREEN STAND

REECE MINI TUREEN / Ø100x85(H)MM 0.20L



FEATURING:

- 1 RI-13.486180.145 WOODEN STAND / 486x180x145(H)MM
- 2 RI-13.486180.58 WOODEN STAND / 486x180x58(H)MM



CW-501-CHO / CHOCOLATE



CW-501-COB / COBALT



CW-501-YEL / YELLOW



CW-501-RED / RED

## BUFFET ESSENTIALS

### BUFFET TAG HOLDER



BU-44 / 50x15x15(H)MM

BU-29-WN / 50x15x15(H)MM

BU-45 / 20x20x20(H)MM

BU-42 / 20x20x18(H)MM

BU-43 / 50x18x14(H)MM

BU-55-LG / LIGHT GREY APPROX. 75x45x35(H)MM^

### NATURAL STONE BUFFET TAG HOLDER ^

### UNIVERSAL BOWL



GH-68-WHT / WHITE Ø128x75(H)MM

GH-55-BLK / BLACK Ø123x72(H)MM

### DONUT STAND



BU-91.110R.350 / Ø110x350(H)MM

BU-91.150R.450 / Ø150x450(H)MM

### CROWN BREAD / FRUIT BASKET



GH-05 / Ø320x170(H)MM

### CASSANDRA UNIVERSAL BOWL



BU-25 / Ø140x70(H)MM


BU-26 / Ø220x103(H)MM

BU-27 / Ø360x180(H)MM

SPL-01.40 / Ø400x21(H)MM

SPL-01.52 / Ø520x23(H)MM

### RING DESSERT STAND



TOP-32 / 256x286x513(H)MM WITH NATURAL SLATES

TOP-32\_BLK / BLACK METAL, WITH NATURAL SLATES

### RING 3 TIERS HIGH TEA STAND



TOP-39 / Ø306x453(H)MM (FITS 10" PLATE, PLATE NOT INCLUDED)

TOP-39\_BLK / BLACK (FITS 10" PLATE, PLATE NOT INCLUDED)

### BERGEN BUFFET STAND




BU-111.SETA / Ø340x735(H)MM WITH GLASS BOWLS Ø300MM

^NATURAL HANDCRAFTED, SLIGHT VARIATION IN COLOR, SIZE & SHAPE IN EACH PIECE



TACO STAND FOR 3  
BU-121.3 / 235×65×42(H)MM



# DELI

DELI OVAL PAN



DEV-250170V.36-DGH /  
250×170×36(H)MM



DEV-300200V.41-DGH /  
300×200×41(H)MM



DEV-350230V.46-DGH /  
350×230×46(H)MM



DEV-400260V.52-DGH /  
400×260×52(H)MM





# LE FON & DELI

HAMMERED FRENCH STYLE PANS AND POTS IN DIFFERENT SIZES SERVING THE HOT AND GRILL, SIDE DISH AND CONDIMENT, ADDING A RUSTIC TOUCH TO BUFFET.

DELI PAN W/ DOUBLE HANDLES



DE-12520-DGH / Ø125×20(H)MM  
 DE-16026-DGH / Ø160×26(H)MM  
 DE-20035-DGH / Ø200×35(H)MM  
 DE-24040-DGH / Ø240×40(H)MM



DE-28045-DGH / Ø280×45(H)MM  
 DE-31550-DGH / Ø315×50(H)MM  
 DE-36055-DGH / Ø360×55(H)MM

LE FON FRY PAN



LF-10525-BH / Ø105×25(H)MM  
 LF-20538-BH / Ø205×38(H)MM  
 LF-25045-BH / Ø250×45(H)MM

LE FON SAUCE PAN



LF-10045-BH / Ø100×45(H)MM  
 LF-165105-BH / Ø165×105(H)MM

LE FON ROUND POT



LF-8570-DBH / Ø85×70(H)MM  
 LF-12585-DBH / Ø125×85(H)MM  
 LF-165100-DBH / Ø165×100(H)MM



LF-25585-DBH / Ø255×85(H)MM  
 LF-285100-DBH / Ø285×100(H)MM  
 LF-325120-DBH / Ø325×120(H)MM



# FORI

SAY GOODBYE TO THE BULKY INTEGRATED DESIGN IN THE MARKET, FORI OFFERS YOU PORTABLE HEAT LAMP AND CARVING BOARD IN STYLE.

NOW YOU CAN PLACE THE LAMP AT YOUR HANDY CONVENIENCE AND IT IS FEATURED WITH HEAVY METAL BASE TO AVOID CARELESS COLLAPSE. THE NATURAL MARBLE TOP CAN BE DETACHED EASILY FOR WASHING.



FORI CARVING STATION



HL-01\_MZR / SINGLE-HEAD HEAT LAMP PORTABLE, H735MM, 220V, 250W / SATIN GOLD FINISH




HL-01\_MGR / SINGLE-HEAD HEAT LAMP PORTABLE, H735MM, 220V, 250W / SATIN ROSE GOLD FINISH



CB-119 / 620x480x(H)70MM FORI CARVING BOARD W/MARBLE TOP AND DRIP TRAY

# ASHLEY

NOW YOU CAN COOK OR WARM IN FRONT OF THE HOUSE AS ASHLEY PROVIDED A BEAUTIFUL WOODEN HOUSING FOR HIGH PROFILE PRESENTATION AND UPGRADED THE SAFETY PROTECTION TO BOTH GUESTS AND STAFFS. DIGITAL PANEL FOR EASY CONTROL. DETACHABLE TEMPERED GLASS TOP ALLOWS EASY CLEANING.



ASHLEY HOT BOX



HTB-01.400400 / INDUCTION WARMER 1000W 220V BUILT IN WOODEN BOX 400x400x87(H)MM, DIGITAL CONTROL PANEL.WITH CORD - PLUG & USE



HTB-01.530400 / INDUCTION WARMER 1000W 220V BUILT IN WOODEN BOX 530x400x87(H)MM, DIGITAL CONTROL PANEL.WITH CORD - PLUG & USE



# ROYAL

## DELUXE INDUCTION CHAFING DISH

ROYAL SETS THE HIGHEST STANDARD OF ITS KIND. IT FEATURES WHOLE PIECE PANORAMIC TEMPERED GLASS ON ITS STURDY BUT SLIM BODY, FURTHER ENHANCING ITS ARTISTIC OUTLOOK. TOP QUALITY IS ASSURED BY BY ITS PATENTED HYDRAULIC HINGE AND HEAVY GAUGE STAINLESS STEEL BODY.

SMOOTH OPENING, SLOW FALL AND SILENT CLOSING. GOOD FOR INDUCTION, ELECTRIC AND FUEL. STACKABLE WITH STAND

- 18/10 STAINLESS STEEL BODY
- WITH CAPSULED BOTTOM COMPATIBLE FOR INDUCTION, CHAFER FUEL AND ELECTRIC HEATER
- EU1935/2004 FOOD SAFE STANDARD CONFORMED

**DETACHABLE LID**  
- FOR QUICK & EASY CLEANING

**LID POSITION**  
- OPENS UP TO MAXIMUM 90°  
- STAYS OPEN AT APPROX. 75°  
- INITIATE TO CLOSE BY PRESSING DOWN GENTLY  
- LID FALLS & CLOSSES AUTOMATICALLY & SILENTLY

**NOISE STOPPER**  
- EASES NOISE OF CLOSING LID

**WATER RETURN SYSTEM**  
- CONDENSATION FLOWS BACK TO WATER PAN INSTEAD OF FOOD

**CONVENIENT NOTCH**  
- CHANGING FOOD PAN EASILY

**CAPSULED BOTTOM**  
- MULTI-LAYER BOTTOM FOR FAST & EVEN HEATING



**HYDRAULIC HINGE**  
- FOR SMOOTH OPENING & CLOSING OF LID





ROYAL  
ROUND

ROUND CHAFING DISH  
OPTIONAL 36CM FOOD PAN 6.1 LTR.

W/ GLASS LID 



A-8060L

A-8060L WITH STAND



STACKABLE DESIGN

- MATCHING STAND A-8060F

OPTIONAL ACCESSORIES:

CHROME-NICKEL STAINLESS STEEL  
EU 1935/2004 FOOD SAFE  
STANDARD CONFORMED



RF-36-2  
36CM ROUND FOOD PAN 6.1 LTR.



RF-36/2-2  
DIVIDED 36CM ROUND FOOD PAN 5.8 LTR.

VITRIFIED NON-POROUS  
PORCELAIN FOOD PAN

EU 1935/2004 FOOD SAFE  
STANDARD CONFORMED



PRF-36-2  
36CM ROUND FOOD PAN 6.1 LTR.




PRF-36/2-2  
DIVIDED 36CM ROUND FOOD PAN 5.8 LTR.

CHOICE OF HEATING  
ELEMENTS :



ROYAL  
ROUND - SMALL

ROUND CHAFING DISH  
OPTIONAL 28CM FOOD PAN 4.0 LTR.

W/ GLASS LID 



A-8040L

A-8040L WITH STAND



STACKABLE DESIGN

- MATCHING STAND A-8040F

OPTIONAL ACCESSORIES:

CHROME-NICKEL STAINLESS STEEL  
EU 1935/2004 FOOD SAFE  
STANDARD CONFORMED



RF-28-2  
28CM ROUND FOOD PAN 4.0 LTR.

VITRIFIED NON-POROUS  
PORCELAIN FOOD PAN

EU 1935/2004 FOOD SAFE  
STANDARD CONFORMED



PRF-28-2  
28CM ROUND FOOD PAN 4.0 LTR.



PRF-28/2-2  
DIVIDED 28CM ROUND FOOD PAN 2.5 LTR.

CHOICE OF HEATING  
ELEMENTS :





# ROYAL SOUP STATION

SOUP STATION  
W/ 11 LTR. SOUP BUCKET

W/ GLASS LID 



A-80-11L

A-80-11L WITH STAND



- MATCHING STAND A-80-11F



CHOICE OF HEATING  
ELEMENTS :



# ROYAL GN 1 /1

OBLONG CHAFING DISH  
OPTIONAL GN 1/1 FOOD PAN 9.0 LTR.

W/ GLASS LID 



A-8011L

A-8011L WITH STAND




STACKABLE DESIGN

- MATCHING STAND A-8011F

OPTIONAL ACCESSORIES:  
CHROME-NICKEL STAINLESS STEEL  
EU 1935/2004 FOOD SAFE  
STANDARD CONFORMED



811-2  
GN-1/1 FOOD PAN 9.0 LTR.



812-2  
GN-1/2 FOOD PAN 4.3 LTR.

VITRIFIED NON-POROUS  
PORCELAIN FOOD PAN  
EU 1935/2004 FOOD SAFE  
STANDARD CONFORMED



P-811-2  
GN-1/1 FOOD PAN 9.0 LTR.



P-812-2  
GN-1/2 FOOD PAN 4.3 LTR.

CHOICE OF HEATING

ELEMENTS :





ROYAL  
GN 2/3

OBLONG CHAFING DISH  
OPTIONAL GN 2/3 FOOD PAN 5.9 LTR.

W/ GLASS LID 



A-8032L

A-8032L WITH STAND



STACKABLE DESIGN

- MATCHING STAND A-8032F

OPTIONAL ACCESSORIES:  
CHROME-NICKEL STAINLESS STEEL  
EU 1935/2004 FOOD SAFE  
STANDARD CONFORMED



823-2  
GN-2/3 FOOD PAN 5.9 LTR.



813-2  
GN-1/3 FOOD PAN 2.7 LTR.

VITRIFIED NON-POROUS  
PORCELAIN FOOD PAN  
EU 1935/2004 FOOD SAFE  
STANDARD CONFORMED



P-823-2  
GN-2/3 FOOD PAN 5.9 LTR.



P-823/2-2  
DIVIDED GN-2/3 FOOD PAN 5.4 LTR.

CHOICE OF HEATING  
ELEMENTS :



ROYAL  
GN 1/2

OBLONG CHAFING DISH  
OPTIONAL GN 1/2 FOOD PAN 4.3 LTR.

W/ GLASS LID 



A-8021L

A-8021L WITH STAND



STACKABLE DESIGN

- MATCHING STAND A-8021F

OPTIONAL ACCESSORIES:  
CHROME-NICKEL STAINLESS STEEL  
EU 1935/2004 FOOD SAFE  
STANDARD CONFORMED



812-2  
GN-1/2 FOOD PAN 4.3 LTR.

VITRIFIED NON-POROUS  
PORCELAIN FOOD PAN  
EU 1935/2004 FOOD SAFE  
STANDARD CONFORMED



P-812-2  
GN-1/2 FOOD PAN 4.3 LTR.

CHOICE OF HEATING  
ELEMENTS :





# REGAL

## DELUXE INDUCTION CHAFING DISH

REGAL IS THE FACE-LIFTED VERSION OF PRINCE WHICH FEATURES A BIG TEMPERED GLASS LID PROVIDING A PANORAMIC VIEW OF FOOD AIMING TO RAISE APPETITE. IT HAS A CLEAN AND SLIM SILHOUETTE AND TOP QUALITY DEFINED BY THE PATENTED HYDRAULIC HINGE AND HEAVY GAUGE STAINLESS STEEL BODY.

SMOOTH OPENING, AUTO STOP, SILENT CLOSING. GOOD FOR INDUCTION, ELECTRIC AND FUEL.

- 18/10 STAINLESS STEEL BODY
- WITH CAPSULED BOTTOM COMPATIBLE FOR INDUCTION, CHAFER FUEL AND ELECTRIC HEATER
- EU1935/2004 FOOD SAFE STANDARD CONFORMED

**DETACHABLE LID**  
- FOR QUICK & EASY CLEANING


**LID POSITION**  
- OPENS UP TO MAXIMUM 90°  
- STAYS OPEN AT APPROX. 75°  
- INITIATE TO CLOSE BY PRESSING DOWN GENTLY  
- LID FALLS & CLOSSES AUTOMATICALLY & SILENTLY

**NOISE STOPPER**  
- EASES NOISE OF CLOSING LID

**WATER RETURN SYSTEM**  
- CONDENSATION FLOWS BACK TO WATER PAN INSTEAD OF FOOD

**CONVENIENT NOTCH**  
- CHANGING FOOD PAN EASILY

**CAPSULED BOTTOM**  
- MULTI-LAYER BOTTOM FOR FAST & EVEN HEATING



**HYDRAULIC HINGE**  
- FOR SMOOTH OPENING & CLOSING OF LID





# REGAL ROUND

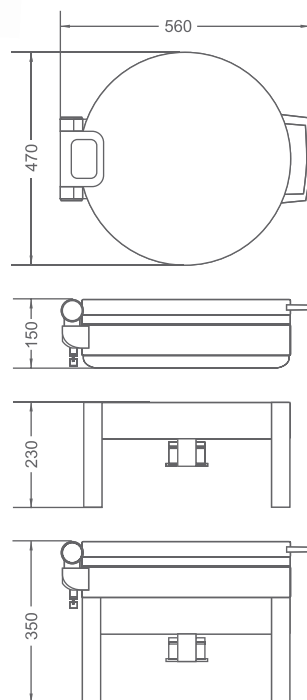
ROUND CHAFING DISH  
OPTIONAL 36CM FOOD PAN 6.1 LTR.

w/ GLASS LID 



A-4560 L

DIMENSIONS



A-4560 L WITH STAND



**STACKABLE DESIGN**

- MATCHING STAND A-2060F

## OPTIONAL ACCESSORIES:

CHROME-NICKEL STAINLESS STEEL  
EU 1935/2004 FOOD SAFE  
STANDARD CONFORMED



RF-36-2  
36CM ROUND FOOD PAN 6.1 LTR.



RF-36/2-2  
DIVIDED 36CM ROUND FOOD PAN 5.8 LTR.

VITRIFIED NON-POROUS  
PORCELAIN FOOD PAN  
EU 1935/2004 FOOD SAFE  
STANDARD CONFORMED



PRF-36-2  
36CM ROUND FOOD PAN 6.1 LTR.



PRF-36/2-2  
DIVIDED 36CM ROUND FOOD PAN 5.8 LTR.

## CHOICE OF HEATING

ELEMENTS :



# REGAL ROUND - SMALL

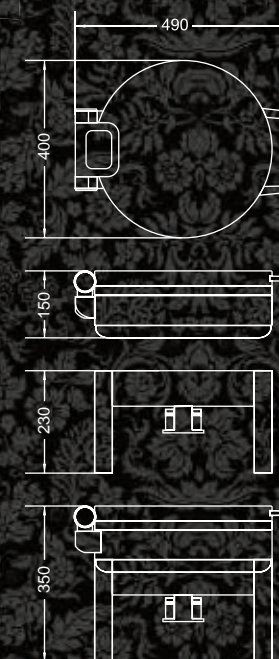
ROUND CHAFING DISH  
OPTIONAL 28CM FOOD PAN 4.0 LTR.

w/ GLASS LID 



A-4540 L

DIMENSIONS



A-4540 L WITH STAND



**STACKABLE DESIGN**

- MATCHING STAND A-2040F

## OPTIONAL ACCESSORIES:

CHROME-NICKEL STAINLESS STEEL  
EU 1935/2004 FOOD SAFE  
STANDARD CONFORMED



RF-28-2  
28CM ROUND FOOD PAN 4.0 LTR.

VITRIFIED NON-POROUS  
PORCELAIN FOOD PAN  
EU 1935/2004 FOOD SAFE  
STANDARD CONFORMED



PRF-28-2  
28CM ROUND FOOD PAN 4.0 LTR.



PRF-28/2-2  
DIVIDED 28CM ROUND FOOD PAN 2.5 LTR.

## CHOICE OF HEATING

ELEMENTS :





# REGAL SOUP STATION

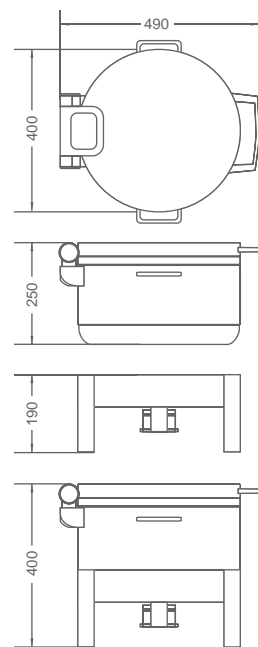
SOUP STATION  
W/ 11 LTR. SOUP BUCKET

W/ GLASS LID 



A-45-11 L

DIMENSIONS



A-45-11 L WITH STAND



- MATCHING STAND A-20-11F

CHOICE OF HEATING  
ELEMENTS :



# REGAL GN 1 /1

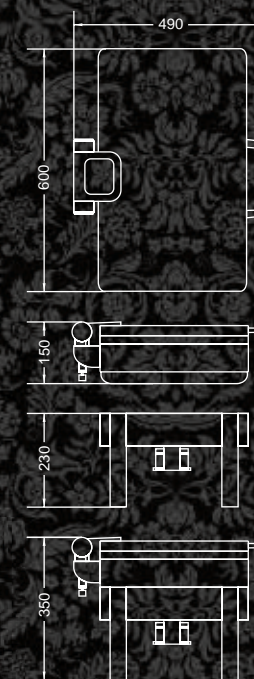
OBLONG CHAFING DISH  
OPTIONAL GN 1/1 FOOD PAN 9.0 LTR.

W/ GLASS LID 



A-4511 L

DIMENSION



A-4511 L WITH STAND



STACKABLE DESIGN

- MATCHING STAND A-2011F

OPTIONAL ACCESSORIES:

CHROME-NICKEL STAINLESS STEEL  
EU 1935/2004 FOOD SAFE  
STANDARD CONFORMED



811-2  
GN 1/1 FOOD PAN 9.0 LTR.



812-2  
GN 1/2 FOOD PAN 4.3 LTR.

VITRIFIED NON-POROUS  
PORCELAIN FOOD PAN  
EU 1935/2004 FOOD SAFE  
STANDARD CONFORMED



P-811-2  
GN-1/1 FOOD PAN 9.0 LTR.



P-812-2  
GN-1/2 FOOD PAN 4.3 LTR.

CHOICE OF HEATING  
ELEMENTS :





# REGAL GN 2/3

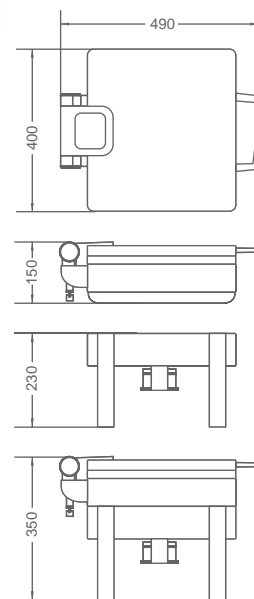
OBLONG CHAFING DISH  
OPTIONAL GN 2/3 FOOD PAN 5.9 LTR.

W/ GLASS LID 



A-4532 L

DIMENSIONS



A-4532 L WITH STAND



STACKABLE DESIGN

- MATCHING STAND A-2032F

## OPTIONAL ACCESSORIES:

CHROME-NICKEL STAINLESS STEEL  
EU 1935/2004 FOOD SAFE  
STANDARD CONFORMED



823-2  
GN-2/3 FOOD PAN 5.9 LTR.



813-2  
GN-1/3 FOOD PAN 2.7 LTR.

VITRIFIED NON-POROUS  
PORCELAIN FOOD PAN  
EU 1935/2004 FOOD SAFE  
STANDARD CONFORMED



P-823-2  
GN-2/3 FOOD PAN 5.9 LTR.



P-823/2-2  
DIVIDED GN-2/3 FOOD PAN 5.4 LTR.

## CHOICE OF HEATING

ELEMENTS :



# REGAL GN 1/2

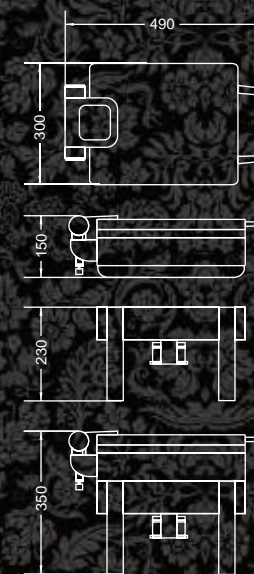
OBLONG CHAFING DISH  
OPTIONAL GN 1/2 FOOD PAN 4.3 LTR.

W/ GLASS LID 



A-4521 L

DIMENSIONS



A-4521 L WITH STAND



STACKABLE DESIGN

- MATCHING STAND A-2021F

## OPTIONAL ACCESSORIES:

CHROME-NICKEL STAINLESS STEEL  
EU 1935/2004 FOOD SAFE  
STANDARD CONFORMED



812-2  
GN-1/2 FOOD PAN 4.3 LTR.

VITRIFIED NON-POROUS  
PORCELAIN FOOD PAN  
EU 1935/2004 FOOD SAFE  
STANDARD CONFORMED



P-812-2  
GN-1/2 FOOD PAN 4.3 LTR.

## CHOICE OF HEATING

ELEMENTS :







# PRINCE

## DELUXE INDUCTION CHAFING DISH

METROPOLITAN DESIGN AND SIMPLE SILHOUETTE, FORMING THE TOP CLASS IN ATHENA'S FAMILY. AN EVOLVED VERSION OF PATENTED HYDRAULIC HINGE IS APPLIED TO ALL MODELS IN THIS SERIES TO PROVIDE SMOOTH OPENING & SILENT CLOSING OF THE LID.

HEAVY GAUGE IN SHINY STAINLESS STEEL DEFINES IT'S QUALITY & DURABILITY. IT CAN BE USED DIRECTLY ON INDUCTION OR GO WITH MATCHING STAND FOR ELECTRIC OR CHAFER FUEL.

**LID POSITION**  
 - OPENS UP TO MAXIMUM 90°  
 - STAYS OPEN AT APPROX. 75°  
 - INITIATE TO CLOSE BY PRESSING DOWN GENTLY  
 - LID FALLS & CLOSSES AUTOMATICALLY & SILENTLY

**NOISE STOPPER**  
 - EASES NOISE OF CLOSING LID

**WATER RETURN SYSTEM**  
 - CONDENSATION FLOWS BACK TO WATER PAN INSTEAD OF FOOD

**CONVENIENT NOTCH**  
 - CHANGING FOOD PAN EASILY

**CAPSULED BOTTOM**  
 - MULTI- LAYER BOTTOM FOR FAST & EVEN HEATING

- 18/10 STAINLESS STEEL BODY
- WITH CAPSULED BOTTOM COMPATIBLE FOR INDUCTION, CHAFER FUEL AND ELECTRIC HEATER
- EU1935/2004 FOOD SAFE STANDARD CONFORMED

**DETACHABLE LID**  
 - FOR QUICK & EASY CLEANING



**HYDRAULIC HINGE**  
 - FOR SMOOTH OPENING & CLOSING OF LID

**ADJUSTABLE LEVEL SUPPORT**  
 - FOR A PERFECTLY LEVEL PLACEMENT WHEN REQUIRED



# PRINCE ROUND

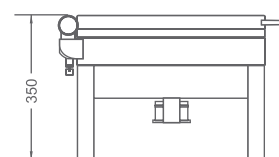
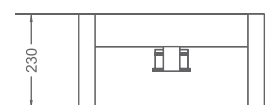
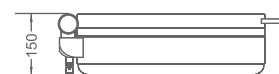
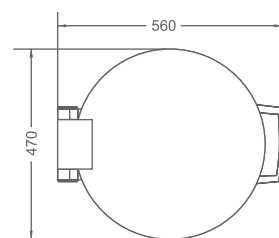
ROUND CHAFING DISH  
OPTIONAL 36CM FOOD PAN 6.1 LTR.

W/ GOLDEN ROSE LID



A-2060-GR

DIMENSIONS



W/ STEEL LID



A-2060

A-2060 WITH STAND



**STACKABLE DESIGN**

- MATCHING STAND A-2060F

W/ GLASS LID



A-2060 L

OPTIONAL ACCESSORIES:

CHROME-NICKEL STAINLESS STEEL  
EU 1935/2004 FOOD SAFE  
STANDARD CONFORMED



RF-36-2  
36CM ROUND FOOD PAN 6.1 LTR.



RF-36/2-2  
DIVIDED 36CM ROUND FOOD PAN 5.8 LTR.

VITRIFIED NON-POROUS  
PORCELAIN FOOD PAN

EU 1935/2004 FOOD SAFE  
STANDARD CONFORMED



PRF-36-2  
36CM ROUND FOOD PAN 6.1 LTR.



PRF-36/2-2  
DIVIDED 36CM ROUND FOOD PAN 5.8 LTR.

CHOICE OF HEATING  
ELEMENTS :



# PRINCE ROUND - SMALL

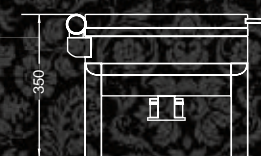
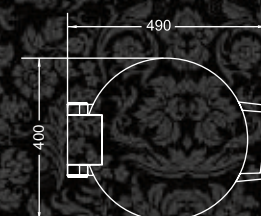
ROUND CHAFING DISH  
OPTIONAL 28CM FOOD PAN 4.0 LTR.

W/ GOLDEN ROSE LID



A-2040-GR

DIMENSIONS



W/ STEEL LID



A-2040

A-2040 WITH STAND



**STACKABLE DESIGN**

- MATCHING STAND A-2040F

W/ GLASS LID



A-2040 L

OPTIONAL ACCESSORIES:

CHROME-NICKEL STAINLESS STEEL  
EU 1935/2004 FOOD SAFE  
STANDARD CONFORMED



RF-28-2  
28CM ROUND FOOD PAN 4.0 LTR.

VITRIFIED NON-POROUS  
PORCELAIN FOOD PAN

EU 1935/2004 FOOD SAFE  
STANDARD CONFORMED



PRF-28-2  
28CM ROUND FOOD PAN 4.0 LTR.



PRF-28/2-2  
DIVIDED 28CM ROUND FOOD PAN 2.5 LTR.

CHOICE OF HEATING  
ELEMENTS :





# PRINCE SOUP STATION

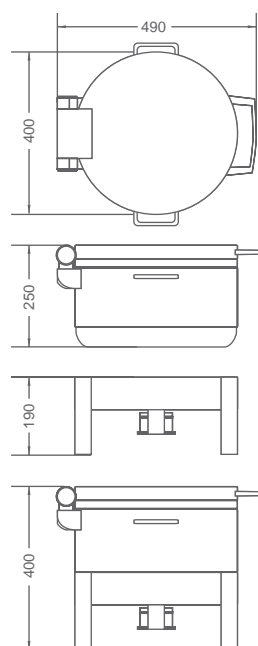
SOUP STATION  
W/ 11 LTR. SOUP BUCKET

W/ GOLDEN ROSE LID



A-20-11-GR

DIMENSIONS



W/ STEEL LID



A-20-11

A-20-11 WITH STAND



W/ GLASS LID



A-20-11 L



- MATCHING STAND A-20-11F

CHOICE OF HEATING  
ELEMENTS :



# PRINCE GN 1 /1

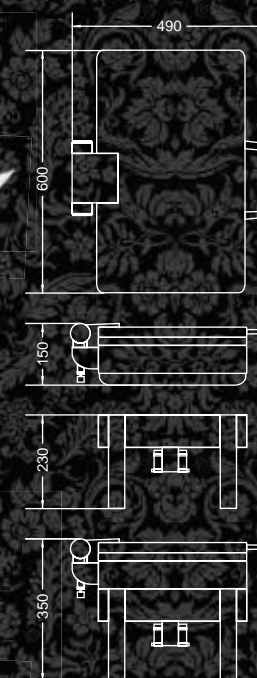
OBLONG CHAFING DISH  
OPTIONAL GN 1/1 FOOD PAN 9.0 LTR.

W/ GOLDEN ROSE LID



A-2011-GR

DIMENSION



W/ STEEL LID



A-2011

A-2011 WITH STAND



W/ GLASS LID



A-2011 L



STACKABLE DESIGN

- MATCHING STAND A-2011F

OPTIONAL ACCESSORIES:

CHROME-NICKEL STAINLESS STEEL  
EU 1935/2004 FOOD SAFE  
STANDARD CONFORMED



811-2  
GN-1/1 FOOD PAN 9.0 LTR.



812-2  
GN-1/2 FOOD PAN 4.3 LTR.

VITRIFIED NON-POROUS  
PORCELAIN FOOD PAN  
EU 1935/2004 FOOD SAFE  
STANDARD CONFORMED



P-811-2  
GN-1/1 FOOD PAN 9.0 LTR.



P-812-2  
GN-1/2 FOOD PAN 4.3 LTR.

CHOICE OF HEATING  
ELEMENTS :





# PRINCE GN 2/3

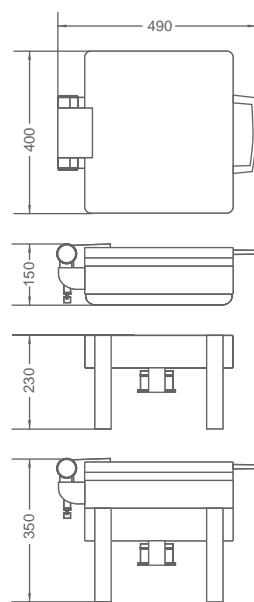
OBLONG CHAFING DISH  
OPTIONAL GN 2/3 FOOD PAN 5.9 LTR.

W/ GOLDEN ROSE LID



A-2032-GR

DIMENSIONS



W/ STEEL LID



A-2032

A-2032 WITH STAND



**STACKABLE DESIGN**  
- MATCHING STAND A-2032F

W/ GLASS LID



A-2032 L

## OPTIONAL ACCESSORIES:

CHROME-NICKEL STAINLESS STEEL  
EU 1935/2004 FOOD SAFE  
STANDARD CONFORMED



823-2  
GN-2/3 FOOD PAN 5.9 LTR.



813-2  
GN-1/3 FOOD PAN 2.7 LTR.

VITRIFIED NON-POROUS  
PORCELAIN FOOD PAN  
EU 1935/2004 FOOD SAFE  
STANDARD CONFORMED



P-823-2  
GN-2/3 FOOD PAN 5.9 LTR.



P-823/2-2  
DIVIDED GN-2/3 FOOD PAN 5.4 LTR.

CHOICE OF HEATING  
ELEMENTS :



# PRINCE GN 1/2

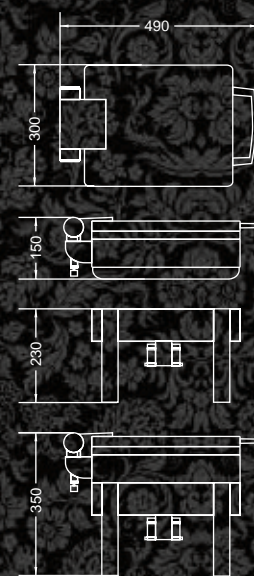
OBLONG CHAFING DISH  
OPTIONAL GN 1/2 FOOD PAN 4.3 LTR.

W/ GOLDEN ROSE LID



A-2021-GR

DIMENSIONS



W/ STEEL LID



A-2021

A-2021 WITH STAND



**STACKABLE DESIGN**  
- MATCHING STAND A-2021F

W/ GLASS LID



A-2021 L

## OPTIONAL ACCESSORIES:

CHROME-NICKEL STAINLESS STEEL  
EU 1935/2004 FOOD SAFE  
STANDARD CONFORMED



812-2  
GN-1/2 FOOD PAN 4.3 LTR.

VITRIFIED NON-POROUS  
PORCELAIN FOOD PAN  
EU 1935/2004 FOOD SAFE  
STANDARD CONFORMED



P-812-2  
GN-1/2 FOOD PAN 4.3 LTR.

CHOICE OF HEATING  
ELEMENTS :





# MARQUIS

## DELUXE INDUCTION CHAFING DISH

FEATURING THE LATEST DESIGNED BUFFER HINGE, MARQUIS CHAFING DISH CAN BE OPENED AND STAYED AT ALL ANGLES BETWEEN 25 TO 95 DEGREES. IT WILL NOT FALL UNLESS PRESSED GENTLY. GOOD FOR INDUCTION, ELECTRIC AND FUEL.

THE HINGE ADOPTS A MECHANICAL DESIGN THAT VIRTUALLY REQUIRES NO REPLACEMENT OVER LONG TIME OF USE.



- 18/10 STAINLESS STEEL BODY
- EU1935/2004 FOOD SAFE STANDARD CONFORMED
- WITH CAPSULED BOTTOM COMPATIBLE FOR INDUCTION, CHAFER FUEL AND ELECTRICAL HEATER

# MARQUIS

## SOUP STATION

SOUP STATION  
W/ 11 LTR. SOUP BUCKET

W/ GOLDEN ROSE LID 



A-10-11C-GR

A-10-11C-GR WITH STAND  



A-10-11C-GR  
MATCHING STAND A-10-11CF

W/ STEEL LID 



A-10-11C

A-10-11C WITH STAND  



A-10-11C  
MATCHING STAND A-10-11CF

W/ GLASS LID 






A-10-11C L

A-10-11C L WITH STAND  



A-10-11C L  
MATCHING STAND A-10-11CF

### CHOICE OF HEATING ELEMENTS :

-  EXTERNAL INDUCTION DEVICE
-  FUEL
-  INDUCTION UNIT GO WITH STAND



# MARQUIS GN 1/1

OBLONG CHAFING DISH  
OPTIONAL GN 1/1 FOOD PAN 9.0 LTR.

W/ GOLDEN ROSE LID 



A-1011C-GR

W/ STEEL LID 



A-1011C

W/ GLASS LID 



A-1011C L

A-1011C-GR WITH STAND



A-1011C-GR  
MATCHING STAND A-1011CF

A-1011C WITH STAND



A-1011C  
MATCHING STAND A-1011CF

A-1011C L WITH STAND



A-1011C L  
MATCHING STAND A-1011CF

OPTIONAL ACCESSORIES:  
CHROME-NICKEL STAINLESS STEEL  
EU 1935/2004 FOOD SAFE  
STANDARD CONFORMED



811-2  
GN-1/1 FOOD PAN 9.0 LTR.



812-2  
GN-1/2 FOOD PAN 4.3 LTR.

VITRIFIED NON-POROUS  
PORCELAIN FOOD PAN  
EU 1935/2004 FOOD SAFE  
STANDARD CONFORMED



P-811-2  
GN-1/1 FOOD PAN 9.0 LTR.



P-812-2  
GN-1/2 FOOD PAN 4.3 LTR.

CHOICE OF HEATING  
ELEMENTS :





# MARQUIS

GN 2/3

OBLONG CHAFING DISH  
 OPTIONAL GN 2/3 FOOD PAN 5.9 LTR.

W/ GOLDEN ROSE LID 



A-1032C-GR

W/ STEEL LID 



A-1032C

W/ GLASS LID 



A-1032C L

A-1032C-GR WITH STAND



A-1032C-GR  
 MATCHING STAND A-1032CF

A-1032C WITH STAND



A-1032C  
 MATCHING STAND A-1032CF

A-1032C L WITH STAND



A-1032C L  
 MATCHING STAND A-1032CF

## OPTIONAL ACCESSORIES:

CHROME-NICKEL STAINLESS STEEL  
 EU 1935/2004 FOOD SAFE  
 STANDARD CONFORMED



823-2  
 GN-2/3 FOOD PAN 5.9 LTR.



813-2  
 GN-1/3 FOOD PAN 4.3 LTR.

VITRIFIED NON-POROUS  
 PORCELAIN FOOD PAN  
 EU 1935/2004 FOOD SAFE  
 STANDARD CONFORMED



P-823-2  
 GN-2/3 FOOD PAN 5.9 LTR.



P-823-2-2  
 DIVIDED GN-2/3 FOOD PAN 5.4 LTR.

## CHOICE OF HEATING ELEMENTS :

-  EXTERNAL INDUCTION DEVICE
-  FUEL
-  INDUCTION UNIT GO WITH STAND
-  EXTERNAL ELECTRICAL DEVICE



# MARQUIS

GN 1/2

OBLONG CHAFING DISH  
 OPTIONAL GN 1/2 FOOD PAN 4.3 LTR.

W/ GOLDEN ROSE LID 



A-1021C-GR

W/ STEEL LID 



A-1021C

W/ GLASS LID 



A-1021C L

A-1021C-GR WITH STAND



A-1021C-GR  
 MATCHING STAND A-1021CF

A-1021C WITH STAND



A-1021C  
 MATCHING STAND A-1021CF

A-1021C L WITH STAND



A-1021C L  
 MATCHING STAND A-1021CF

OPTIONAL ACCESSORIES:  
 CHROME-NICKEL STAINLESS STEEL  
 EU 1935/2004 FOOD SAFE  
 STANDARD CONFORMED



812-2  
 GN-1/2 FOOD PAN 4.3 LTR.

VITRIFIED NON-POROUS  
 PORCELAIN FOOD PAN  
 EU 1935/2004 FOOD SAFE  
 STANDARD CONFORMED



P-812-2  
 GN-1/2 FOOD PAN 4.3 LTR.

CHOICE OF HEATING  
 ELEMENTS :





# MARQUIS

## ROUND

ROUND CHAFING DISH  
OPTIONAL 36CM FOOD PAN 6.1 LTR.

W/ GOLDEN ROSE LID 



A-1060C-GR

W/ STEEL LID 



A-1060C

W/ GLASS LID 



A-1060C L

A-1060C-GR WITH STAND



A-1060C-GR  
MATCHING STAND A-1060CF

A-1060C WITH STAND



A-1060C  
MATCHING STAND A-1060CF

A-1060C L WITH STAND



A-1060C L  
MATCHING STAND A-1060CF

### OPTIONAL ACCESSORIES:

CHROME-NICKEL STAINLESS STEEL  
EU 1935/2004 FOOD SAFE  
STANDARD CONFORMED



RF-36-2  
36CM ROUND FOOD PAN 6.1 LTR.



RF-36/2-2  
DIVIDED 36CM ROUND FOOD PAN 5.8 LTR.

VITRIFIED NON-POROUS  
PORCELAIN FOOD PAN  
EU 1935/2004 FOOD SAFE  
STANDARD CONFORMED



PRF-36-2  
36CM ROUND FOOD PAN 6.1 LTR.



PRF-36/2-2  
DIVIDED 36CM ROUND FOOD PAN 5.8 LTR.

### CHOICE OF HEATING

ELEMENTS :





# MARQUIS

ROUND - SMALL

ROUND CHAFING DISH  
OPTIONAL 28CM FOOD PAN 4.0 LTR.

W/ GOLDEN ROSE LID 



A-1040C-GR

W/ STEEL LID 



A-1040C

W/ GLASS LID 



A-1040C L

A-1040C-GR WITH STAND



A-1040C-GR  
MATCHING STAND A-1040CF

A-1040C WITH STAND



A-1040C  
MATCHING STAND A-1040CF

A-1040C L WITH STAND



A-1040C L  
MATCHING STAND A-1040CF

OPTIONAL ACCESSORIES:

CHROME-NICKEL STAINLESS STEEL  
EU 1935/2004 FOOD SAFE  
STANDARD CONFORMED



RF-28-2  
28CM ROUND FOOD PAN 4.0 LTR.

VITRIFIED NON-POROUS  
PORCELAIN FOOD PAN  
EU 1935/2004 FOOD SAFE  
STANDARD CONFORMED



PRF-28-2  
28CM ROUND FOOD PAN 4.0 LTR.



PRF-28/2-2  
DIVIDED 28CM ROUND FOOD PAN 2.5 LTR.

CHOICE OF HEATING

ELEMENTS :







## PRINCESS

### DELUXE INDUCTION CHAFING DISH

REFLECTS A PERFECT BLEND OF ELEGANT DESIGN AND PRACTICAL FUNCTION. THE DISH CAN GO BY ITSELF FOR QUICK & CONTEMPORARY SET UP OR ALONG WITH MATCHING STAND FOR A MORE CLASSIC ENVIRONMENT. COMMONLY USED HEATING SOURCES LIKE INDUCTION, ELECTRIC & CHAFER FUEL ARE ALL SUITABLE.

THE PATENTED HINGE MECHANISM ASSURES SMOOTH, GENTLE & SILENT OPENING & CLOSING OF LID- WHICH HELPS TO DEFINE THE CLASS OF A BUFFET.

#### LID POSITION

- OPENS UP TO MAXIMUM 90°
- STAYS OPEN AT APPROX. 75°
- INITIATE TO CLOSE BY PRESSING DOWN GENTLY
- LID FALLS & CLOSSES AUTOMATICALLY & SILENTLY

#### NOISE STOPPER

- EASES NOISE OF CLOSING LID

#### WATER RETURN SYSTEM

- CONDENSATION FLOWS BACK TO WATER PAN INSTEAD OF FOOD

#### CAPSULED BOTTOM

- MULTI-LAYER BOTTOM FOR FAST & EVEN HEATING

- 18/10 STAINLESS STEEL BODY
- WITH CAPSULED BOTTOM COMPATIBLE FOR INDUCTION, CHAFER FUEL AND ELECTRIC HEATER
- EU1935/2004 FOOD SAFE STANDARD CONFORMED

#### DETACHABLE LID

- FOR QUICK & EASY CLEANING



#### BUFFER HINGE

- FOR SMOOTH OPENING & CLOSING OF LID

#### ADJUSTABLE LEVEL SUPPORT

- FOR A PERFECTLY LEVEL PLACEMENT WHEN REQUIRED

#### INSERT LIFTING PIN

- CHANGING FOOD PAN EASILY


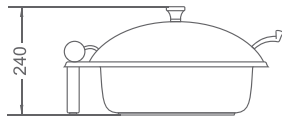
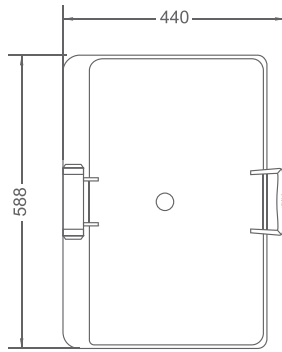




# PRINCESS GN 1/1

OBLONG CHAFING DISH  
OPTIONAL GN 1/1 FOOD PAN 9.0 LTR.

DIMENSIONS



W/ GOLDEN ROSE LID 



A-1011-GR

W/ STEEL LID 



A-1011

W/ GLASS LID 



A-1011 L

A-1011-GR WITH STAND   



A-1011-GR  
MATCHING STAND A-1011F

A-1011 WITH STAND   



A-1011  
MATCHING STAND A-1011F

A-1011 L WITH STAND   



A-1011 L  
MATCHING STAND A-1011F

OPTIONAL ACCESSORIES:  
CHROME-NICKEL STAINLESS STEEL  
EU 1935/2004 FOOD SAFE  
STANDARD CONFORMED



811-2  
GN-1/1 FOOD PAN 9.0 LTR.



812-2  
GN-1/2 FOOD PAN 4.3 LTR.

VITRIFIED NON-POROUS  
PORCELAIN FOOD PAN  
EU 1935/2004 FOOD SAFE  
STANDARD CONFORMED



P-811-2  
GN-1/1 FOOD PAN 9.0 LTR.



P-812-2  
GN-1/2 FOOD PAN 4.3 LTR.

CHOICE OF HEATING  
ELEMENTS :

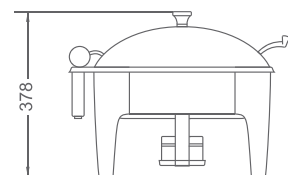
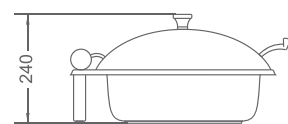
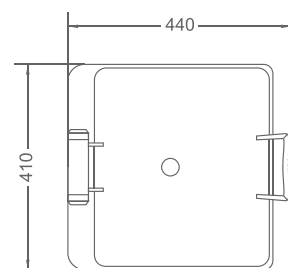
-  EXTERNAL INDUCTION DEVICE
-  FUEL
-  INDUCTION UNIT GO WITH STAND
-  EXTERNAL ELECTRICAL DEVICE



# PRINCESS GN 2/3

OBLONG CHAFING DISH  
OPTIONAL GN 2/3 FOOD PAN 5.9 LTR.

DIMENSIONS



W/ GOLDEN ROSE LID



A-1032-GR

W/ STEEL LID



A-1032

W/ GLASS LID



A-1032 L

A-1032-GR WITH STAND



A-1032-GR  
MATCHING STAND A-1032F

A-1032 WITH STAND



A-1032  
MATCHING STAND A-1032F

A-1032 L WITH STAND



A-1032 L  
MATCHING STAND A-1032F

OPTIONAL ACCESSORIES:  
CHROME-NICKEL STAINLESS STEEL  
EU 1935/2004 FOOD SAFE  
STANDARD CONFORMED



823-2  
GN-2/3 FOOD PAN 5.9 LTR.



813-2  
GN-1/3 FOOD PAN 2.7 LTR.

VITRIFIED NON-POROUS  
PORCELAIN FOOD PAN  
EU 1935/2004 FOOD SAFE  
STANDARD CONFORMED



P-823-2  
GN-2/3 FOOD PAN 5.9 LTR.



P-823/2-2  
DIVIDED GN-2/3 FOOD PAN 5.4 LTR.

CHOICE OF HEATING  
ELEMENTS :

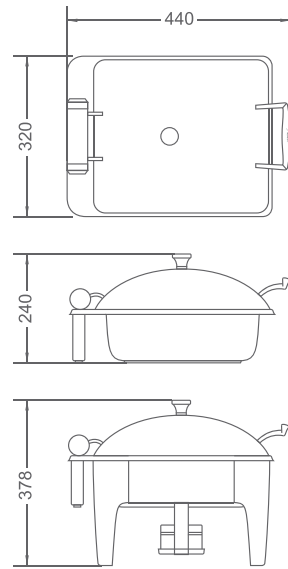
- EXTERNAL INDUCTION DEVICE
- FUEL
- INDUCTION UNIT GO WITH STAND
- EXTERNAL ELECTRICAL DEVICE



# PRINCESS GN 1/2

OBLONG CHAFING DISH  
OPTIONAL GN 1/2 FOOD PAN 4.3 LTR.

### DIMENSIONS



W/ GOLDEN ROSE LID



A-1021-GR

W/ STEEL LID



A-1021

W/ GLASS LID



A-1021 L

OPTIONAL ACCESSORIES:  
CHROME-NICKEL STAINLESS STEEL  
EU 1935/2004 FOOD SAFE  
STANDARD CONFORMED



812-2  
GN-1/2 FOOD PAN 4.3 LTR.

VITRIFIED NON-POROUS  
PORCELAIN FOOD PAN  
EU 1935/2004 FOOD SAFE  
STANDARD CONFORMED



P 812-2  
GN-1/2 FOOD PAN 4.3 LTR.

A-1021-GR WITH STAND



A-1021-GR  
MATCHING STAND A-1021F

A-1021 WITH STAND



A-1021  
MATCHING STAND A-1021F

A-1021 L WITH STAND



A-1021 L  
MATCHING STAND A-1021F

CHOICE OF HEATING  
ELEMENTS :

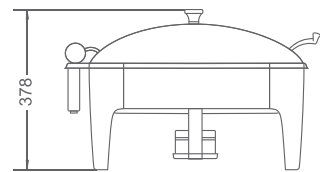
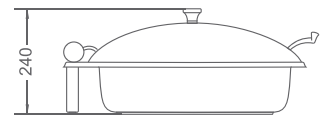
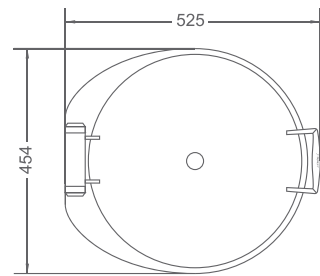
- EXTERNAL INDUCTION DEVICE
- FUEL
- INDUCTION UNIT GO WITH STAND
- EXTERNAL ELECTRICAL DEVICE



# PRINCESS ROUND

ROUND CHAFING DISH  
OPTIONAL 36CM FOOD PAN 6.1 LTR.

DIMENSIONS



W/ GOLDEN ROSE LID 



A-1060-GR

W/ STEEL LID 



A-1060

W/ GLASS LID 



A-1060 L

A-1060-GR WITH STAND    



A-1060-GR  
MATCHING STAND A-1060F

A-1060 WITH STAND    



A-1060  
MATCHING STAND A-1060F

A-1060 L WITH STAND    



A-1060 L  
MATCHING STAND A-1060F

OPTIONAL ACCESSORIES:

CHROME-NICKEL STAINLESS STEEL  
EU 1935/2004 FOOD SAFE  
STANDARD CONFORMED



RF-36-2  
36CM ROUND FOOD PAN 6.1 LTR.



RF-36/2-2  
DIVIDED 36CM ROUND FOOD PAN 5.8 LTR.

VITRIFIED NON-POROUS  
PORCELAIN FOOD PAN  
EU 1935/2004 FOOD SAFE  
STANDARD CONFORMED



PRF-36-2  
36CM ROUND FOOD PAN 6.1 LTR.



PRF-36/2-2  
DIVIDED 36CM ROUND FOOD PAN 5.8 LTR.

CHOICE OF HEATING

ELEMENTS :

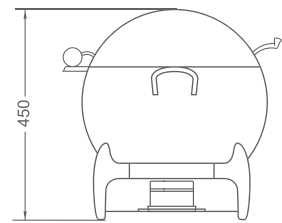
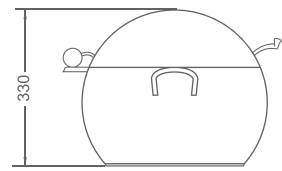
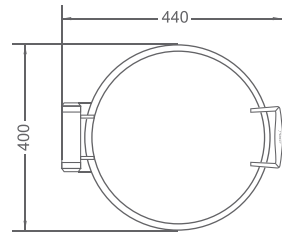
-  EXTERNAL INDUCTION DEVICE
-  FUEL
-  INDUCTION UNIT GO WITH STAND
-  EXTERNAL ELECTRICAL DEVICE



# PRINCESS SOUP STATION

SOUP STATION  
W/ 11 LTR. SOUP BUCKET

DIMENSIONS



W/ GOLDEN ROSE LID



A-10-11-GR

A-10-11-GR WITH STAND



A-10-11-GR  
MATCHING STAND A-10-11F

W/ STEEL LID



A-10-11

A-10-11 WITH STAND



A-10-11  
MATCHING STAND A-10-11F

W/ GLASS LID



A-10-11 L

A-10-11 L WITH STAND



A-10-11 L  
MATCHING STAND A-10-11F

CHOICE OF HEATING  
ELEMENTS :

- EXTERNAL INDUCTION DEVICE FUEL
- INDUCTION UNIT GO WITH STAND

# IMPERIAL REGENCY & METRO

## DELUXE BUFFER HINGED ROLL TOP CHAFING DISH

MAKE USE OF A PAIR OF MINI-BUFFER HINGE WHICH CONTROL THE SPEED AND STRENGTH OF THE LID MOTION TO ENSURE A SMOOTH AND SILENT OPERATION. THE LID IS DETACHABLE FOR EASY CLEANING AND FEATURED WITH WATER RETURN SYSTEM.

TWO CHOICES OF HANDLE AND LEG ARE AVAILABLE - OFFERING MATCHING OPTIONS FOR DIFFERENT BUFFET SETTINGS. BOTH DESIGNS ARE STACKABLE FOR EASY STORAGE.





# IMPERIAL REGENCY

DELUXE BUFFER HINGED ROLL TOP CHAFING DISH

### OPTIONAL ACCESSORIES:

CHROME-NICKEL STAINLESS STEEL  
EU 1935/2004 FOOD SAFE  
STANDARD CONFORMED



RF-36-2  
36CM ROUND FOOD PAN 6.1 LTR.



RF-36/2-2  
DIVIDED 36CM ROUND FOOD PAN 5.8 LTR.

VITRIFIED NON-POROUS  
PORCELAIN FOOD PAN

EU 1935/2004 FOOD SAFE  
STANDARD CONFORMED



PRF-36-2  
36CM ROUND FOOD PAN 6.1 LTR.



PRF-36/2-2  
DIVIDED 36CM ROUND FOOD PAN 5.8 LTR.

CHOICE OF HEATING  
ELEMENTS :



INDUCTION UNIT  
GO WITH STAND



FUEL

## A-1031S

- ROUND BUFFER HINGED ROLL TOP CHAFING DISH WITH STAINLESS STEEL LEGS
- COMPLETED WITH 6.1 LTR. FOOD PAN & FUEL HOLDER

STACKABLE DESIGN



STAYS OPEN AT 90°



FULLY OPEN AT 180°



STACKABLE DESIGN

## A-1030S

- ROUND BUFFER HINGED ROLL TOP SOUP STATION WITH STAINLESS STEEL LEGS
- COMPLETED WITH 10.0 LTR. SOUP BUCKET & FUEL HOLDER

STACKABLE DESIGN



ACCESSORIES:



A-1030SB  
SOUP BUCKET 10.0 LTR FOR A-1030S



AP-04  
ADAPTING PLATE FOR A-1030S



FULLY OPEN AT 180°

## A-1033S

- GN 1/1 BUFFER HINGED ROLL TOP CHAFING DISH WITH STAINLESS STEEL LEGS
- COMPLETED WITH 9.0 LTR. FOOD PAN & FUEL HOLDERS

STACKABLE DESIGN



STAYS OPEN AT 90°



FULLY OPEN AT 180°



STACKABLE DESIGN

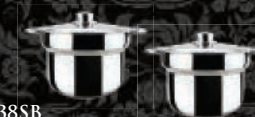
## A-1038S

- GN 1/1 BUFFER HINGED ROLL TOP SOUP STATION WITH STAINLESS STEEL LEGS
- COMPLETED WITH 2x4.5 LTR. SOUP BUCKET & FUEL HOLDERS

STACKABLE DESIGN



ACCESSORIES:



A-1038SB  
SOUP BUCKET 4.5 LTR FOR A-1038S



AP-03  
ADAPTING PLATE FOR A-1038S



FULLY OPEN AT 180°

### OPTIONAL ACCESSORIES:

CHROME-NICKEL STAINLESS STEEL  
EU 1935/2004 FOOD SAFE  
STANDARD CONFORMED



811-2  
GN-1/1 FOOD PAN 9.0 LTR.



812-2  
GN-1/2 FOOD PAN 4.3 LTR.

VITRIFIED NON-POROUS  
PORCELAIN FOOD PAN

EU 1935/2004 FOOD SAFE  
STANDARD CONFORMED



P-811-2  
GN-1/1 FOOD PAN 9.0 LTR.



P-812-2  
GN-1/2 FOOD PAN 4.3 LTR.



# METRO

## DELUXE BUFFER HINGED ROLL TOP CHAFING DISH

### OPTIONAL ACCESSORIES:

CHROME-NICKEL STAINLESS STEEL  
EU 1935/2004 FOOD SAFE  
STANDARD CONFORMED



RF-36-2  
36CM ROUND FOOD PAN 6.1 LTR.



RF-36/2-2  
DIVIDED 36CM ROUND FOOD PAN 5.8 LTR.

### VITRIFIED NON-POROUS PORCELAIN FOOD PAN

EU 1935/2004 FOOD SAFE  
STANDARD CONFORMED



PRF-36-2  
36CM ROUND FOOD PAN 6.1 LTR.



PRF-36/2-2  
DIVIDED 36CM ROUND FOOD PAN 5.8 LTR.

### CHOICE OF HEATING ELEMENTS :



INDUCTION UNIT  
GO WITH STAND



FUEL

### A-1031B

- ROUND BUFFER HINGED ROLL TOP CHAFING DISH WITH TUBULAR LEGS
- COMPLETED WITH 6.1 LTR. FOOD PAN & FUEL HOLDER

#### STACKABLE DESIGN



STAYS OPEN AT 90°



FULLY OPEN AT 180°



STACKABLE DESIGN

### A-1030B

- ROUND BUFFER HINGED ROLL TOP SOUP STATION WITH TUBULAR LEGS
- COMPLETED WITH 10.0 LTR. SOUP BUCKET & FUEL HOLDER

#### STACKABLE DESIGN



ACCESSORIES:



A-1030SB  
SOUP BUCKET 10.0 LTR FOR A-1030B



AP-04  
ADAPTING PLATE FOR A-1030B



FULLY OPEN AT 180°

### A-1033B

- GN 1/1 BUFFER HINGED ROLL TOP CHAFING DISH WITH TUBULAR LEGS
- COMPLETED WITH 9.0 LTR. FOOD PAN & FUEL HOLDERS

#### STACKABLE DESIGN



STAYS OPEN AT 90°



FULLY OPEN AT 180°



STACKABLE DESIGN

### A-1038B

- GN 1/1 BUFFER HINGED ROLL TOP SOUP STATION WITH TUBULAR LEGS
- COMPLETED WITH 2x4.5 LTR. SOUP BUCKET & FUEL HOLDERS

#### STACKABLE DESIGN



ACCESSORIES:



A-1038SB  
SOUP BUCKET 4.5 LTR FOR A-1038B



AP-03  
ADAPTING PLATE FOR A-1038B



FULLY OPEN AT 180°

### OPTIONAL ACCESSORIES:

CHROME-NICKEL STAINLESS STEEL  
EU 1935/2004 FOOD SAFE  
STANDARD CONFORMED



811-2  
GN-1/1 FOOD PAN 9.0 LTR.



812-2  
GN-1/2 FOOD PAN 4.3 LTR.

### VITRIFIED NON-POROUS PORCELAIN FOOD PAN

EU 1935/2004 FOOD SAFE  
STANDARD CONFORMED




P-811-2  
GN-1/1 FOOD PAN 9.0 LTR.



P-812-2  
GN-1/2 FOOD PAN 4.3 LTR.





OPTIONAL ACCESSORIES:

VITRIFIED NON-POROUS  
PORCELAIN FOOD PAN  
EU 1935/2004 FOOD SAFE  
STANDARD CONFORMED



SP-1500  
Ø20x10CM SAUCE PAN 1.5 LTR.

# IMPERIAL MINI

IDEAL SUPPLEMENT TO  
SMALL EVENTS AND EXECUTIVE  
LOUNGE WITH LIMITED SPACE



SAUCE TUREEN  
AST-01.1500 / 1.5L



LID POSITION OPENS UP TO MAXIMUM 95°  
OPTIONAL 1.5L PORCELAIN SAUCE PAN SP-1500

# DISPENSERS



FRONT: IMPERIAL 11L COFFEE URN  
ACU-01.11000  
MIDDLE: KOOL 5L JUICE DISPENSER  
AJD-03.5000  
BACK: METRO 6L MILK DISPENSER  
AMD-02.6000





# IMPERIAL

CASTED ALLOY LEGS

MILK DISPENSER



AMD-01.6000 / 6L

JUICE DISPENSER



AJD-01.8000 / 8L

COFFEE URN  



ACU-01.11000 / 11L



ACU-01.20000 / 20L

CHOICE OF HEATING ELEMENTS :  FUEL  INDUCTION UNIT GO WITH STAND



# METRO

STEEL BASE

MILK DISPENSER



AMD-02.6000 / 6L

JUICE DISPENSER



AJD-02.8000 / 8L

CEREAL DISPENSER



ACD-02.8000 / 8L

REGAL COFFEE URN  



A-80-08 / 8L



A-80-12 / 12L



A-80-16 / 16L

CHOICE OF HEATING ELEMENTS :  FUEL  INDUCTION UNIT GO WITH STAND





# KOOL

NATURAL ACACIA BASE

MILK DISPENSER



AMD-03.4000 / 4L

JUICE DISPENSER



AJD-03.5000 / 5L

KOOL CEREAL DISPENSER



ACD-03.3500 / 3.5L



ACD-03.5000 / 5L

# CRESCENT

STAINLESS STEEL  
WIRE BASE

JUICE DISPENSER



AJD-04.5000\_MZR / GOLD 5L  
AJD-04.5000\_MGR / ROSE GOLD 5L



AJD-04.8000\_MZR / GOLD 8L  
AJD-04.8000\_MGR / ROSE GOLD 8L





# CHOICE OF HEATING ELEMENT



- PRINCESS GN 1/1 W/ STAND
- PRINCE GN 1/1 W/ STAND
- REGAL GN 1/1 W/ STAND



- PRINCESS GN 2/3 W/ STAND
- PRINCE GN 2/3 W/ STAND
- REGAL GN 2/3 W/ STAND



- PRINCESS GN 1/2 W/ STAND
- PRINCE GN 1/2 W/ STAND
- REGAL GN 1/2 W/ STAND



- PRINCESS ROUND W/ STAND
- PRINCE ROUND W/ STAND
- PRINCE SMALL ROUND W/ STAND
- REGAL ROUND W/ STAND
- REGAL SMALL ROUND W/ STAND



- PRINCESS SOUP STATION W/ STAND
- PRINCE SOUP STATION W/ STAND
- REGAL SOUP STATION W/ STAND



• IMPERIAL REGENCY CHAFING DISH



• METRO CHAFING DISH



A-FH-01



FUEL HOLDER  
Ø 90MM x 60MM(H)



- PRINCESS GN 1/1
- PRINCE GN 1/1
- REGAL GN 1/1



- PRINCESS GN 2/3
- PRINCE GN 2/3
- REGAL GN 2/3



- PRINCESS GN 1/2
- PRINCE GN 1/2
- REGAL GN 1/2



- PRINCESS ROUND
- PRINCE ROUND
- PRINCE SMALL ROUND



- REGAL ROUND
- REGAL SMALL ROUND



- PRINCESS SOUP STATION
- PRINCE SOUP STATION
- REGAL SOUP STATION



A-I-2000B



INDUCTION COOKER, BUILT-IN TYPE  
W/ EXTENDED CONTROL PANEL  
300MM x 300MM x 75MM(H)  
1800W, 110V OR 220V



• PRINCESS GN 1/1 W/ STAND



• PRINCESS GN 2/3 W/ STAND



• PRINCESS GN 1/2 W/ STAND



• PRINCESS ROUND W/ STAND



AP-01  
ADAPTING PLATE



A-HP-002



ELECTRICAL WARMER  
300MM x 200MM x 20MM(H)  
700W, 110V OR 220V



HL-C10K



COMPACT INDUCTION WARMER  
Ø 245MM x 65MM(H)  
1000W, 220V - 240V



- PRINCE GN 1/1 W/ STAND
- REGAL GN 1/1 W/ STAND



- PRINCE GN 2/3 W/ STAND
- REGAL GN 2/3 W/ STAND



- PRINCE GN 1/2 W/ STAND
- REGAL GN 1/2 W/ STAND



- PRINCE ROUND W/ STAND
- PRINCE SMALL ROUND W/ STAND
- REGAL ROUND W/ STAND
- REGAL SMALL ROUND W/ STAND



- PRINCE SOUP STATION W/ STAND
- REGAL SOUP STATION W/ STAND



A-200H-F



ELECTRICAL WARMER  
255MM x 200MM x 20MM(H)  
500W, 110V OR 220V



HL-C10K



COMPACT INDUCTION WARMER  
Ø 245MM x 65MM(H)  
1000W, 220V - 240V



• PRINCESS SOUP STATION W/ STAND



AP-10-11P  
ADAPTING PLATE



HL-C10K



COMPACT INDUCTION WARMER  
Ø 245MM x 65MM(H)  
1000W, 220V - 240V



• IMPERIAL REGENCY CHAFING DISH



• METRO CHAFING DISH



AP-02  
ADAPTING PLATE



HL-C10K



COMPACT INDUCTION WARMER  
Ø 245MM x 65MM(H)  
1000W, 220V - 240V



• IMPERIAL 11L COFFEE URN



• IMPERIAL 20L COFFEE URN



A-FH-01



FUEL HOLDER  
Ø 90 MM x 60MM(H)



• IMPERIAL 11L COFFEE URN



A-HC-C05H



COMPACT INDUCTION WARMER  
Ø 180MM x 75MM(H)  
800W, 110V OR 220V



• IMPERIAL 20L COFFEE URN



HL-C10K



COMPACT INDUCTION WARMER  
Ø 245MM x 65MM(H)  
1000W, 220V - 240V







# TABLETOP

ATHENA OFFERS THE NECESSITIES FOR THE TABLE FROM ALL DAY DINING, BISTRO, CHINESE TO BANQUET. MOST OF THEM CAN BE MIXED AND MATCHED FOR MAXIMUM SYNERGY.





CASSANDRA

CHINESE CONDIMENT



BQ-601A  
CASSANDRA SALT  
SHAKER  
Ø28×76(H)MM



BQ-602A  
CASSANDRA PEPPER  
SHAKER  
Ø28×76(H)MM



BQ-201A  
CASSANDRA TOOTHPICKS  
HOLDER  
Ø28×76(H)MM



GW-906  
CASSANDRA CONDIMENT CANISTER  
W/ LID & SPOON,  
BOROSILICATE GLASS,  
0.12L / Ø58×70(H)MM



GW-905  
CASSANDRA OIL / VINEGAR BOTTLE  
BOROSILICATE GLASS,  
PLASTIC NON-DRIP POURER,  
0.18L / Ø58×125(H)MM



TOP-119  
CASSANDRA TRAY W/ STAINLESS STEEL HANDLE,  
190×153×30(H)MM  
ACACIA TRAY LAMINATED W/ 7 HOLES  
AND 4 STAINLESS STEEL BOWLS





# CASSANDRA

ELEGANTLY DESIGNED CONDIMENT ACCESSORIES FULFILLING ALL NEEDED BY AN ADD TABLE.

MARCUS OIL & VINEGAR BOTTLE



GW-202 / Ø58x188(H)MM

CASSANDRA OIL & VINEGAR BOTTLE WITH POURER & S/S CAP



GW-212 / 0.20L

CASSANDRA CREAM & SUGAR SET



FEATURING:

- 1 TOP-90 WOODEN TRAY W/ S/S BOWLS / 152x76x30(H)MM
- 2 CW-103 MILK BOTTLE / 0.18L
- 3 CW-104 SUGAR SACHET BOWL / Ø58x80(H)MM

CASSANDRA PEPPER & SALT SET



FEATURING:

- 1 TOP-90 WOODEN TRAY W/ S/S BOWLS / 152x76x30(H)MM
- 2 PM-44.06 PEPPER MILL / APPROX. 6" (H)
- 3 SM-44.06 SALT MILL / APPROX. 6" (H)

CASSANDRA OIL & VINEGAR SET



FEATURING:

- 1 TOP-90 WOODEN TRAY W/ S/S BOWLS / 152x76x30(H)MM
- 2 GW-212 OIL & VINEGAR BOTTLE / 0.20L

CASSANDRA CONDIMENT SET - A



FEATURING:

- 1 TOP-87 WOODEN TRAY W/ S/S BOWLS & HANDLE / 152x152x30(H)MM (OVERALL 230(H)MM)
- 2 GW-212 OIL & VINEGAR BOTTLE / 0.20L
- 3 PM-44.06 PEPPER MILL / APPROX. 6" (H)
- 4 SM-44.06 SALT MILL / APPROX. 6" (H)

CASSANDRA CONDIMENT SET - B



FEATURING:

- 1 TOP-87 WOODEN TRAY W/ S/S BOWLS & HANDLE / 152x152x30(H)MM (OVERALL 230(H)MM)
- 2 PM-44.06 PEPPER MILL / APPROX. 6" (H)
- 3 SM-44.06 SALT MILL / APPROX. 6" (H)
- 4 GW-212 OIL & VINEGAR BOTTLE / 0.20L
- 5 CW-103 MILK BOTTLE / 0.18L
- 6 CW-104 SUGAR SACHET BOWL / Ø58x80(H)MM
- 7 TOP-90 WOODEN TRAY W/ S/S BOWLS / 152x76x30(H)MM





TR-1002 TOKYO WOODEN TRAY / 186x93x20(H)MM

## SALT & PEPPER

AVAILABLE IN DIFFERENT DESIGNS & MATERIALS,  
MODERN & PRACTICAL.

SALT MILL



SM-41.06-DB / APPROX. 6"(H)  
WITH CERAMIC GRINDER

PEPPER MILL



PM-41.06-DB / APPROX. 6"(H)  
WITH CERAMIC GRINDER

SALT MILL



SM-41.06-B / APPROX. 6"(H)  
WITH CERAMIC GRINDER

PEPPER MILL



PM-41.06-B / APPROX. 6"(H)  
WITH CERAMIC GRINDER

SALT MILL



SM-42.06-DB / APPROX. 6"(H)  
WITH CERAMIC GRINDER

PEPPER MILL



PM-42.06-DB / APPROX. 6"(H)  
WITH CERAMIC GRINDER

SALT MILL



SM-42.06-B / APPROX. 6"(H)  
WITH CERAMIC GRINDER

PEPPER MILL



PM-42.06-B / APPROX. 6"(H)  
WITH CERAMIC GRINDER

SALT MILL



SM-43.06 / APPROX. 6"(H)  
WITH CERAMIC GRINDER

PEPPER MILL



PM-43.06 / APPROX. 6"(H)  
WITH CERAMIC GRINDER

SALT MILL



SM-44.06 / APPROX. 6"(H)  
WITH CERAMIC GRINDER

PEPPER MILL



PM-44.06 / APPROX. 6"(H)  
WITH CERAMIC GRINDER

SALT & PEPPER MILL SET



FEATURING:

- ① SM-41.06-DB / APPROX. 6" (H)
- ② PM-41.06-DB / APPROX. 6" (H)
- ③ TR-1002 / 186x93x20(H)MM

SALT & PEPPER MILL SET



FEATURING:

- ① SM-42.06-B / APPROX. 6" (H)
- ② PM-42.06-B / APPROX. 6" (H)
- ③ TR-1002 / 186x93x20(H)MM

SALT & PEPPER MILL SET



FEATURING:

- ① SM-43.06 / APPROX. 6" (H)
- ② PM-43.06 / APPROX. 6" (H)
- ③ TR-1002 / 186x93x20(H)MM

SALT & PEPPER MILL SET



FEATURING:

- ① SM-44.06 / APPROX. 6" (H)
- ② PM-44.06 / APPROX. 6" (H)
- ③ TR-1002 / 186x93x20(H)MM





## SALT & PEPPER NEW

SALT MILL



SM-45.04-DB / Ø52×106(H)MM  
WITH CERAMIC GRINDER

PEPPER MILL



PM-45.04-DB / Ø52×106(H)MM  
WITH CERAMIC GRINDER

SALT &amp; PEPPER MILL SET



FEATURING:

- ① SM-45.04-DB / Ø52×106(H)MM
- ② PM-45.04-DB / Ø52×106(H)MM
- ③ TR-48 / 510×80×20(H)MM

SALT MILL



SM-45.04-B / Ø52×106(H)MM  
WITH CERAMIC GRINDER

PEPPER MILL



PM-45.04-B / Ø52×106(H)MM  
WITH CERAMIC GRINDER

SALT &amp; PEPPER MILL SET



FEATURING:

- ① SM-45.04-B / Ø52×106(H)MM
- ② PM-45.04-B / Ø52×106(H)MM
- ③ TR-48 / 510×80×20(H)MM

SALT MILL



SM-47.05 / Ø51×140(H)MM  
WITH CERAMIC GRINDER

PEPPER MILL



PM-47.05 / Ø51×140(H)MM  
WITH CERAMIC GRINDER

SALT &amp; PEPPER MILL SET



FEATURING:

- ① SM-47.05 / Ø51×140(H)MM
- ② PM-47.05 / Ø51×140(H)MM
- ③ TR-48 / 510×80×20(H)MM

SALT MILL



SM-46.06 / Ø52×152(H)MM  
WITH CERAMIC GRINDER

PEPPER MILL



PM-46.06 / Ø52×152(H)MM  
WITH CERAMIC GRINDER

SALT &amp; PEPPER MILL SET



FEATURING:

- ① SM-46.06 / Ø52×152(H)MM
- ② PM-46.06 / Ø52×152(H)MM
- ③ TR-48 / 510×80×20(H)MM



# KUBA

A RANGE IN NEATLY MATCHING SIZES FEATURING CHOICES OF DAILY REQUIRED CONDIMENT UTENSILS. NOW THESE LITTLE THINGS STAY IN PLACE WITH ELEGANT APPEARANCE AND BETTER HYGIENE. DIFFERENT COMBINATION AT YOUR CHOICE.



#### FEATURING:

- 1 TOP-65 KUBA RECTANGULAR TRAY / 151×80×9(H)MM
- 2 TOP-76 KUBA SUGAR SACHET HOLDER / 76×58×52(H)MM
- 3 SMJ-04.25 MESSINA II MILK JUG / 0.25L



#### FEATURING:

- 1 TOP-65 KUBA RECTANGULAR TRAY / 151×80×9(H)MM
- 2 TOP-63 KUBA SQUARE TRAY / 93×93×9(H)MM
- 3 TOP-65 KUBA RECTANGULAR TRAY / 151×80×9(H)MM
- 4 TOP-62 KUBA SUGAR SACHET HOLDER / 93×58×52(H)MM
- 5 SMJ-04.25 MESSINA II MILK JUG / 0.25L
- 6 SM-41.06-B SALT MILL / APPROX 6"(H) WITH CERAMIC GRINDER
- 7 PM-41.06-B PEPPER MILL / APPROX 6"(H) WITH CERAMIC GRINDER



#### FEATURING:

- 1 TOP-63 KUBA SQUARE TRAY / 93×93×9(H)MM
- 2 TOP-63 KUBA SQUARE TRAY / 93×93×9(H)MM
- 3 TOP-63 KUBA SQUARE TRAY / 93×93×9(H)MM
- 4 TR-1002 TOKYO WOODEN TRAY / 186×93×20(H)MM
- 5 SSB-04.20 MESSINA II SUGAR BOWL^ / 0.20L
- 6 TOP-64 KUBA VASE / 93×93×68(H)MM
- 7 SM-41.06-B SALT MILL / APPROX 6"(H) WITH CERAMIC GRINDER
- 8 PM-41.06-B PEPPER MILL / APPROX 6"(H) WITH CERAMIC GRINDER
- 9 SMJ-04.25 MESSINA II MILK JUG / 0.25L



#### FEATURING:

- 1 TOP-65 KUBA RECTANGULAR TRAY / 151×80×9(H)MM
- 2 SM-41.06-B SALT MILL / APPROX 6"(H) WITH CERAMIC GRINDER
- 3 PM-41.06-B PEPPER MILL / APPROX 6"(H) WITH CERAMIC GRINDER



#### FEATURING:

- 1 TR-1002 TOKYO WOODEN TRAY / 186×93×20(H)MM
- 2 SM-41.06-B SALT MILL / APPROX 6"(H) WITH CERAMIC GRINDER
- 3 PM-41.06-B PEPPER MILL / APPROX 6"(H) WITH CERAMIC GRINDER



#### FEATURING:

- 1 TOP-63 KUBA SQUARE TRAY / 93×93×9(H)MM
- 2 TOP-63 KUBA SQUARE TRAY / 93×93×9(H)MM
- 3 TOP-62 KUBA SUGAR SACHET HOLDER / 93×58×52(H)MM
- 4 TOP-64 KUBA VASE / 93×93×68(H)MM
- 5 TR-1002 TOKYO WOODEN TRAY / 186×93×20(H)MM
- 6 SMJ-04.25 MESSINA II MILK JUG / 0.25L
- 7 SM-41.06-B SALT MILL / APPROX 6"(H) WITH CERAMIC GRINDER
- 8 PM-41.06-B PEPPER MILL / APPROX 6"(H) WITH CERAMIC GRINDER



# KUBA

EXTENDED COMBINATION FOR TEA BREAK



STP-04.50 / MESSINA II COFFEE POT / 0.50L  
TR-2401 / KUBA WOODEN TRAY / 220x194x18(H)MM  
TOP-88 / KUBA SUGAR SACHET HOLDER / 200x58x52(H)MM



## KUBA

THOUGHTFULLY DESIGNED  
TABLE SET FOR  
HIGH TRAFFIC



KUBA ALL-IN-ONE TABLE SET A



## FEATURING:

- ① TOP-103 WOODEN TRAY / 420×160×24(H)MM
- ② SMJ-04.25 MESSINA II MILK JUG / 0.25L
- ③ TOP-104 SUGAR SACHET HOLDER / 90×60×52(H)MM
- ④ TOP-105 NAPKIN TRAY / 140×140×45(H)MM
- ⑤ TOP-49 CUTLERY HOLDER / 80×80×140(H)MM
- ⑥ TOP-106 CHOPSTICKS HOLDER / 80×60×140(H)MM
- ⑦ BQ-601A SALT SHAKER / APPROX Ø28×76(H)MM
- ⑧ BQ-201A TOOTHPICK HOLDER / APPROX Ø28×76(H)MM
- ⑨ BQ-602A PEPPER SHAKER / APPROX Ø28×76(H)MM

KUBA ALL-IN-ONE TABLE SET B



## FEATURING:

- ① TOP-103 WOODEN TRAY / 420×160×24(H)MM
- ② SMJ-04.25 MESSINA II MILK JUG / 0.25L
- ③ TOP-104 SUGAR SACHET HOLDER / 90×60×52(H)MM
- ④ TOP-105 NAPKIN TRAY / 140×140×45(H)MM
- ⑤ TOP-49 CUTLERY HOLDER / 80×80×140(H)MM
- ⑥ TOP-106 CHOPSTICKS HOLDER / 80×60×140(H)MM
- ⑦ SM-41.06-B SALT MILL / APPROX 6" (H)
- ⑧ PM-41.06-B PEPPER MILL / APPROX 6" (H)



## MESSINA

ASIAN  
INFLUENCE

BEAUTIFULLY CRAFTED CONDIMENT WARE ADDING  
APPETITE & TASTE TO THE FUSION TABLE.

MESSINA CHILI PASTE CANISTER ^



GW-211 / 65×63×88(H)MM

MESSINA SOYA SAUCE BOTTLE



GW-210 / 74×64×127(H)MM

MESSINA OIL &amp; VINEGAR BOTTLE



GW-209 / 70×68×137(H)MM

^ SPOON IS NOT INCLUDED  
^ HANDMADE ITEMS, SIZE AND SHAPE MAY VARY



MESSINA CONDIMENT SET FEATURING:

- 1 STR-11 MESSINA CONDIMENT TRAY / 180×160×20(H)MM
- 2 GW-210 MESSINA SOYA SAUCE BOTTLE / 74×64×127(H)MM
- 3 GW-209 MESSINA OIL & VINEGAR BOTTLE / 70×68×137(H)MM
- 4 GW-211 MESSINA CHILI PASTE CANISTER / 65×63×88(H)MM
- 5 706-CS/ COFFEE SPOON / 113MM




RING CANISTER TOP-35A, CONSISTING OF:

- 1 CANISTER: Ø86×46(H)MM W/ LID
- 2 PLATE: Ø125×10(H)MM
- 3 SPOON: 806ET 140MM



RING CONDIMENT SET TOP-101, CONSISTING OF:

- 1 CANISTER: Ø86×46(H)MM W/ LID ×3
- 2 STAND: 334×102×40(H)MM
- 3 SPOON: 806ET 140MM ×3



KUBA MINI CONDIMENT SET TOP-27, CONSISTING OF:

- 1 TOP-27\_TRAY STAINLESS STEEL TRAY / 86×86×122(H)MM
- 2 4PCS OF 848-CDS CONDIMENT SPOON / 65MM
- 3 4PCS OF GW-204 GLASS CANISTER / 40×40×40(H)MM WITH S/S LID





## ALESSA

DESIGNED FOR HIGHER SAFETY STANDARD, ALESSA FEATURES A HEAVILY CASTED STEEL BASE WHICH HELPS AVOID OVERTHROWING. IT ALSO COMES WITH DAINY LAMP SHADE<sup>^</sup> IN CLEAR AND SILKY FINISH. ALESSA HAS GOT 3 SIZES WITH SEXY SILHOUETTE FOR THE ELEGANT TABLE.

### ALESSA CANDLE STAND IN CAST STAINLESS STEEL



BQ-708.1  
ONE HEAD CANDLE STAND,  
Ø70×128(H)MM  
CLEAR LAMP SHADE,  
Ø49×80(H)MM



BQ-708.1\_M  
ONE HEAD CANDLE STAND,  
Ø70×128(H)MM  
MATT LAMP SHADE,  
Ø49×80(H)MM



BQ-708.3  
THREE HEADS CANDLE STAND,  
Ø200×250(H)MM  
CLEAR LAMP SHADE,  
Ø49×80(H)MM



BQ-708.3\_M  
THREE HEADS CANDLE STAND,  
Ø200×250(H)MM  
MATT LAMP SHADE,  
Ø49×80(H)MM



BQ-708.5  
FIVE HEADS CANDLE STAND,  
Ø200×250(H)MM  
CLEAR LAMP SHADE,  
Ø49×80(H)MM



BQ-708.5\_M  
FIVE HEADS CANDLE STAND,  
Ø200×250(H)MM  
MATT LAMP SHADE,  
Ø49×80(H)MM

<sup>^</sup> DIMENSIONS OF THESE HANDCRAFTED GLASS LAMP SHADE MAY VARY FROM ABOVE STATED.



CASSANDRA TOOTHPICKS HOLDER



BQ-201 / Ø34x77(H)MM

CASSANDRA SALT SHAKER



BQ-601 / Ø34x84(H)MM

CASSANDRA PEPPER SHAKER



BQ-602 / Ø34x84(H)MM

BAMBOO NAPKIN HOLDER



BQ-820\_M / 120x30x85(H)MM

CASSANDRA NAPKIN RING



BQ-301 / Ø49x28(H)MM

IMPERIAL NAPKIN RING



BQ-306 / STEEL / Ø50MM  
BQ-306\_ZR / GOLD / Ø50MM  
BQ-306\_GR / ROSE GOLD / Ø50MM

IMPERIAL BUTTER DISH SET



TOP-02 / Ø78x67(H)MM



FEATURING:

- 1 848-CBS CHESA CHINESE BANQUET SPOON / 210MM
- 2 BQ-111 CHOPSTICKS REST / 78x12x15(H)MM
- 3 BQ-001 CHESA CHOPSTICKS, BLACK / 270MM
- 4 BQ-003 CHESA CHOPSTICKS, IVORY / 270MM



FEATURING:

- 1 801-CBS SONIA CHINESE BANQUET SPOON / 210MM
- 2 BQ-105 CHOPSTICKS REST / 95x25x12(H)MM
- 3 BQ-001 CHESA CHOPSTICKS, BLACK / 270MM
- 4 BQ-003 CHESA CHOPSTICKS, IVORY / 270MM

CASSANDRA TABLE LAMP



BQ-701A / Ø70x140(H)MM

BAMBOO CANDLE HOLDER



BQ-818\_MZR / Ø60x148(H)MM



BQ-819\_MZR / Ø60x200(H)MM



FEATURING:

- 1 801-CBS SONIA CHINESE BANQUET SPOON / 210MM
- 2 BQ-104 CHOPSTICKS REST / 75x25x12(H)MM
- 3 BQ-001 CHESA CHOPSTICKS, BLACK / 270MM



FEATURING:

- 1 TOP-11 DOLCE S/S BOWL / Ø100x40(H)MM
- 2 SAU-04.132 S/S SAUCER / Ø132MM
- 3 BQ-401 TOWEL TRAY / 150x70x12(H)MM

CASSANDRA MENU STAND



BQ-501.80 / 80(H)MM

IMPERIAL DOME PLATE COVER



TOP-09 / Ø250x160(H)MM



TOP-10 / Ø280x165(H)MM

IMPERIAL SHOW PLATE



SPL-01.31 / Ø310x18(H)MM

CROWN BREAD BASKET



GH-42 / 197x140x85(H)MM

RING BREAD BASKET



GH-56 / Ø200x66(H)MM

CASSANDRA TABLE NUMBER STAND



BQ-501.305 / 305(H)MM



BQ-501.380 / 380(H)MM



BQ-501.460 / 460(H)MM

REMARK: TABLE NUMBER PLATE / BQ-501\_N / Ø150MM / STAINLESS STEEL / MAKE TO ORDER



# VIP TABLETOPS

DESIGNED FOR THE UPRISING OF CHINESE FINE DINING AND BANQUET, SUBTLE IN STYLE YET SHINING IN COLOUR

SINGLE CHOPSTICKS REST 52x15x12(H)MM



BQ-811 / STEEL  
BQ-811\_M / MATT STEEL



BQ-811\_ZR / GOLD  
BQ-811\_MZR / MATT GOLD



BQ-811\_GR / ROSE GOLD  
BQ-811\_MGR / MATT ROSE GOLD

DOUBLE CHOPSTICKS REST 78x12x15(H)MM



BQ-111 / STEEL  
BQ-111\_M / MATT STEEL



BQ-111\_ZR / GOLD  
BQ-111\_MZR / MATT GOLD



BQ-111\_GR / ROSE GOLD  
BQ-111\_MGR / MATT ROSE GOLD

SONIA CHINESE BANQUET SPOON 210MM




801-CBS  
STEEL



801-CBS\_ZR  
GOLD



801-CBS\_GR  
ROSE GOLD



801-CBS\_MZR  
MATT GOLD



801-CBS\_MGR  
MATT ROSE GOLD

CHESA CHINESE BANQUET SPOON 210MM




848-CBS  
STEEL



848-CBS\_ZR  
GOLD



848-CBS\_GR  
ROSE GOLD



848-CBS\_MZR  
MATT GOLD



848-CBS\_MGR  
MATT ROSE GOLD



BQ-813 / SILVERY / 253MM



BQ-813\_ZR / GOLD / 253MM



BQ-813\_GR / ROSE GOLD / 253MM



BQ-812 / SILVERY / 253MM



BQ-812\_ZR / GOLD / 253MM



BQ-812\_GR / ROSE GOLD / 253MM



BQ-806 / SILVERY / 230MM



BQ-806\_ZR / GOLD / 230MM



BQ-806\_GR / ROSE GOLD / 230MM



BQ-805 / SILVERY / 230MM



BQ-805\_ZR / GOLD / 230MM



BQ-805\_GR / ROSE GOLD / 230MM



BQ-817 / SILVERY / 253MM



BQ-817\_ZR / GOLD / 253MM



BQ-816 / SILVERY / 253MM



BQ-816\_ZR / GOLD / 253MM





NEO  
CLASSIC

NEW



BQ-826 / SILVERY / 253MM | BQ-827 / SILVERY / 253MM



BQ-828 / SILVERY / 253MM | BQ-829 / SILVERY / 253MM



BQ-830 / SILVERY / 253MM | BQ-831 / SILVERY / 253MM



BQ-832 / SILVERY / 253MM | BQ-833 / SILVERY / 253MM



BQ-834 / SILVERY / 253MM | BQ-835 / SILVERY / 253MM

^METAL CAP AVAILABLE IN 



# COURTYARD

IT IS THE FIRST SERIES OF FUNCTIONAL TROLLEYS FROM ATHENA. WARM NATURAL COLOR OF FINE SOLID WOOD ADD A TOUCH OF CLASS TO YOUR SERVICE. TWO MAIN LINES AT YOUR CHOICES -SERVICE AND BUFFET. THE SERVICE LINE IS A GOOD HELPER TO WAITER FOR THE SOPHISTICATED SERVICE AROUND THE DINING TABLE. THE BUFFET LINE IS AN EXTENSION OF FOOD DISPLAY FROM THE BIG TABLE TO HIGH TRAFFIC OR EVENTS. MORE DESIGNS AND ACCESSORIES ARE COMING SOON.



TY-02-AS / COURTYARD SERVICE TROLLEY WITH ONE SIDE BOARD  
TABLE-980×480×855(H)MM  
SIDE-320×480MM  
SOLID ASHWOOD



TY-02-WN / COURTYARD SERVICE TROLLEY WITH ONE SIDE BOARD  
TABLE-980×480×855(H)MM  
SIDE-320×480MM  
SOLID WALNUT





TY-03-AS / COURTYARD BUFFET TROLLEY WITH TWO SIDE BOARDS  
 TABLE-980×480×950(H)MM  
 SIDE-980×300MM  
 SOLID ASHWOOD



TY-03-WN / COURTYARD BUFFET TROLLEY WITH TWO SIDE BOARDS  
 TABLE-980×480×950(H)MM  
 SIDE-980×300MM  
 SOLID WALNUT





TY-04-AS / COURTYARD WINE SERVICE TROLLEY WITH ONE SIDE BOARD  
 TABLE-980x480x855(H)MM  
 SIDE-320x480MM  
 SOLID ASHWOOD



TY-04-WN / COURTYARD WINE SERVICE TROLLEY WITH ONE SIDE BOARD  
 TABLE-980x480x855(H)MM  
 SIDE-320x480MM  
 SOLID WALNUT





# COCKTAIL & BARWARE

## IMPERIAL

THE RANGE OF TRAYS DESIGNED TO DISPLAY SAVORY, PETIT FOUR, SWEET AND COLD CUT. EACH SIZED THOUGHTFULLY, IN SHINY FINISH TO ADD ELEGANCE FOR EVENTS.

### IMPERIAL BANQUET TRAY



STR-18 / 530x325x25(H)MM



STR-19 / 600x400x25(H)MM



STR-20 / 645x525x25(H)MM

### CASSANDRA DELUXE PUNCH BOWL



BW-19 / Ø440x305(H)MM

### PARTY HELPER



#### FEATURING:

- 1 848-DSP CHESA DESSERT SPORK / 184MM
- 2 BW-34 CLIP N GRAB PARTY HELPER / 102x84MM



## CAMEO & ADEN

RUSTIC SMALL ROUND TRAYS TO SERVE SAVORY, PETIT FOUR AND SWEETS THROUGHOUT THE COCKTAIL EVENT.

### CAMEO WOODEN TRAY



TR-20.182R / Ø182x22(H)MM



TR-20.252R / Ø252x30(H)MM



TR-20.300R / Ø300x40(H)MM

### COVA SNACK SET



CB-103.4B / ACACIA PLATE 290x105x22(H)MM / BOWL 77x30(H)MM



CB-103.4C / ACACIA PLATE 290x105x22(H)MM / BOWL 90x60x35(H)MM

### REECE 3-LEAF SNACK BOWL



CW-003-RED / RED 190x182x44(H)MM



CW-003-EGP / EGGPLANT 190x182x44(H)MM




CW-003-OLI / OLIVE 190x182x44(H)MM



CW-003-WGR / WARM GREY 190x182x44(H)MM



# JASPER



JASPER SNACK BOWLS

JASPER NAPKIN TRAY



TOP-72 / EACH BOWL: Ø70MM  
OVERALL: 163×152×124(H)MM



TOP-71 / EACH BOWL: Ø100MM  
OVERALL: 215×100×156(H)MM



TOP-75 / 175×166×140(H)MM  
FOR NAPKIN SIZE UP TO 166×166MM

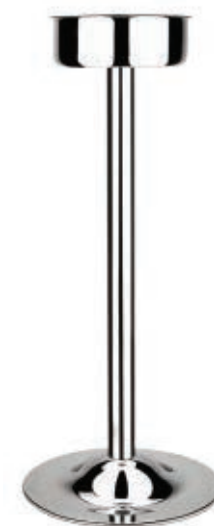
# SWING



CHAMPAGNE COOLER STAND  
(FIT BW.NM029 CHAMPAGNE COOLER)

CHAMPAGNE COOLER  
**DOUBLE WALL**

WINE COOLER  
**DOUBLE WALL**



BW-017 / Ø185×670(H)MM



BW.NM029 / 4L



BW.NM030 / Ø120×210(H)MM

COCKTAIL SHAKER



BW.NM031 / 0.5L

ICE SERVING SET  
**DOUBLE WALL**



BW.2.NM028 / 1.4L





# ELEMENT

BASIC LINE FOR THE BUSY RESTAURANTS.

CHAMPAGNE COOLER - TWO BOTTLES



BW-015L / 6L


CHAMPAGNE COOLER STAND  
(FIT BW-015L CHAMPAGNE COOLER)



BW-017L / ø205x685(H)MM



CHAMPAGNE COOLER STAND  
(FIT BW-015 CHAMPAGNE COOLER)



BW-017N / ø170x675(H)MM

CHAMPAGNE COOLER



BW-015 / 4L

WINE COOLER  
DOUBLE WALL



BW-033 / ø120x190(H)MM

WINE CRADLE



BW-024 / 98x252x255(H)MM

WINE COASTER



BW-025 / ø125x10(H)MM



# ELEMENT



ICE BUCKET

ICE TONGS

LEMON SQUEEZER



BW-011 / 1L



BW-006 / 176MM



BW-038 / 80x68MM

# SERVICE

GREAT DESIGNS & HANDY TO USE –  
ASSURING THE PERFECT SERVICE





RENAISSANCE  
ICE WATER JUG



SWJ-19.1500 / 1.5L, H:195MM

FUSION  
ICE WATER JUG



SWJ-20.1500 / 1.5L, H:240MM

HORIZON  
ICE WATER JUG



SWJ-22.1500 / 1.5L, H:315MM

RITZ CARAFE



GW-306.100 / ø100x282(H)MM / 1.0L

RITZ SERVICE TRAY  
W/ ANTI SLIP SILICON MAT IN BLACK



STR-01.38SI / ø380x27(H)MM



STR-01.32SI / ø320x24(H)MM

RITZ SERVICE TRAY RUSTIC



STR-01.38\_MZR / MATT GOLD / ø380x27(H)MM



STR-01.32\_MZR / MATT GOLD / ø320x24(H)MM



STR-01.38\_MGR / MATT ROSE GOLD / ø380x27(H)MM



STR-01.32\_MGR / MATT ROSE GOLD / ø320x24(H)MM

IMPERIAL INSULATED SERVER



IS-01.350 / 0.35L



IS-01.650 / 0.65L



IS-01.1000 / 1.0L



IS-01.1500 / 1.5L

KYOTO WOODEN TRAY



TR-701-AS / 353x160x54(H)MM

LEXI WOODEN TRAY



TR-1203-AS / 325x194x50(H)MM



TR-1202-AS / 325x325x50(H)MM



TR-1501-AS / 460x360x58(H)MM

LEXI WOODEN TRAY



TR-1502-AS / 660x460x58(H)MM



TR-1201-AS / 560x365x58(H)MM

LEXI SERVICE STAND




FEATURING:  
 1 TS-002 LEXI TRAY STAND / 565x365x800(H)MM  
 2 TR-1503-AS LEXI WOODEN TRAY / 600x400x58(H)MM




FEATURING:  
 1 TS-002A LEXI TRAY STAND / 565x365x800(H)MM  
 2 TR-1503-AS LEXI WOODEN TRAY / 600x400x58(H)MM





GRAVY LADLE 806-GL / 161MM	CAKE SERVER 806-KS / 243MM	SERVING FORK 806-VF / 232MM	SERVING / SALAD SPOON 806-VS / 232MM	SALAD FORK 806-AF / 232MM	COCKTAIL / SOUP LADLE 806-SL / 290MM
-------------------------------	-------------------------------	--------------------------------	---	------------------------------	---



GRAVY LADLE 805-GL / 168MM	CAKE SERVER 805-KS / 240MM	SERVING FORK 805-VF / 232MM	SERVING / SALAD SPOON 805-VS / 232MM	SALAD FORK 805-AF / 232MM	COCKTAIL / SOUP LADLE 805-SL / 293MM
-------------------------------	-------------------------------	--------------------------------	---	------------------------------	---



GRAVY LADLE, OVAL BOWL 805-GLC / 185MM	DRESSING LADLE, OVAL BOWL 805-DL / 270MM	COCKTAIL / SOUP LADLE, L 805-SLL / 330MM	COCKTAIL LADLE, CLASSIC 805-CLC / 415MM	COCKTAIL / SOUP LADLE XL 805-SLXL / 415MM
--	--	--	---	---




BUFFET SPOON BU-17 / 260MM	BUFFET SPOON, L BU-17L / 305MM	BUFFET LADLE REST BU-46 / Ø110×103(H)MM
-------------------------------	-----------------------------------	--



PASTRY TONGS BU-18 / 200MM	PICKLE TONGS BU-19 / 100MM	SCISSOR PASTRY TONGS BU-20 / 212MM	SCISSOR SALAD TONGS BU-21 / 212MM
-------------------------------	-------------------------------	--	---



SERVICE TONGS BU-14 / 240MM	SPAGHETTI TONGS BU-15 / 256MM	1 BUFFET TONGS REST BU-47 / 150×72×29(H)MM
		2 SERVING SPOON REST BU-23 / 265×130×48(H)MM





### FLATWARE, STEAK KNIVES & KITCHEN KNIVES

FLATWARE INCLUDING KNIVES, FORKS & SPOONS, STEAK KNIVES AND KITCHEN KNIVES ARE PRODUCED WITH FINE STAINLESS STEEL WHICH HAVE HIGH RESISTANCE TO CORROSION & RUST. PROVIDED WITH PROPER USE & CARE, THEY CAN LAST THEIR SHINE FOR YEARS. PLEASE OBSERVE THE FOLLOWING ADVICE.

#### PREPARE FOR FIRST USE

WASH WITH WARM WATER, CLEAN WITH NEUTRAL DETERGENT WITH A SOFT CLOTH OR SPONGE. RINSE AND DRY THOROUGHLY.

#### INSTRUCTIONS TO USER

- 1) WASH IMMEDIATELY AFTER USE AND WASH KNIVES SEPARATELY FROM FORKS AND SPOONS TO AVOID OXIDATION.
- 2) USE NEUTRAL OR SLIGHTLY ALKALINE DETERGENTS.
- 3) DO NOT RUB THEM WITH ABRASIVE PRODUCTS, METAL OR SYNTHETIC WOOL.
- 4) DRY PIECE BY PIECE WITH A SOFT AND ABSORBING CLOTH IMMEDIATELY AFTER WASHING.
- 5) ALLOW TO DRY COMPLETELY & STORE IN A COOL & DRY PLACE

#### REMARK

THE CONTENT OF METALS & MINERALS NATURALLY EXISTED IN TAP WATER VARIES GREATLY FROM PLACE TO PLACE. THESE METALS & MINERALS IN WATER DROPS LEFT ON THE SURFACE OF WASHED FLATWARE, ESPECIALLY KNIVES, WILL BE OXIDIZED IN OPEN AIR, TAKING HOURS TO FORM PERMANENT STAINS OR WATER MARKS. THE BEST WAY TO PREVENT IS TO DRY THE FLATWARE & KNIVES WITH A SOFT AND ABSORBING CLOTH IMMEDIATELY AFTER WASHING - NO MATTER AFTER MANUAL OR MACHINE WASH.

#### SPECIAL CARING FOR ARTICLES WITH SPECIAL HANDLE

ATHENA SIGNATURE COLLECTIONS COME WITH FINE STAINLESS STEEL FOR BLADES AND SELECTED MATERIALS FOR HANDLES. HANDLE MADE WITH STAMINA WOOD OR ACRYLIC ARE FRAGILE AND THEY REQUIRE SPECIAL CARING:

- 1) HAND WASH WITH MILD NEUTRAL DETERGENT AND RINSE THOROUGHLY UNDER COLD RUNNING WATER. SOAKING INTO WATER MUST BE AVOIDED BECAUSE IT MIGHT LEAD TO CRACKING OF HANDLE.
- 2) DRY MANUALLY WITH A CLEAN & SOFT CLOTH IMMEDIATELY AFTER WASHING, THEN ALLOW DRYING THOROUGHLY AT A STANDING POST, WITH BLADE TIP POINTING DOWN, IN A COOL PLACE AVOIDING DIRECT SUNSHINE.
- 3) DIRECT SUNSHINE OR HEAT FROM STOVE CAN LEAD TO HANDLE CRACKING. PLEASE AVOID.
- 4) WHEN NOT IN USE, STORE IN A COOL & DRY PLACE TO AVOID MOSS.

ITEMS IN FULL STAINLESS STEEL ARE DISHWASHER SAFE.

ITEMS WITH WOODEN OR ACRYLIC HANDLE ARE NOT DISHWASHER SAFE!

### PVD FLATWARE

FLATWARE INCLUDING KNIVES, FORKS & SPOONS ARE PRODUCED WITH FINE STAINLESS STEEL WHICH HAVE HIGH RESISTANCE TO CORROSION & RUST.

PVD IS AN EXTRA PROCESS TO ADD BEAUTIFUL COLOR ONTO THE SURFACE OF POLISHED STAINLESS STEEL. THIS COLOR IS DONE BY A PROCESS CALLED "POLARISED VACUUM DEPOSITION" IN WHICH IONS OF METAL OXIDE DETERMINING THE COLOR IS DEPOSITED ONTO THE SURFACE OF STEEL, LEAVING A PERMANENT AND LONG LASTING SURFACE LAYER.

HANDLING WITH EXTRA CARE WILL HELP TO AVOID SCRATCHING OF SURFACE AND THUS KEEP THE COLOR LONGER. PVD COLORING WILL NOT PEEL BUT IS SUBJECT TO CARELESS SCRATCH.

PROVIDED WITH PROPER USE & CARE, THEY CAN LAST THEIR SHINE FOR YEARS. PLEASE OBSERVE THE FOLLOWING ADVICE.

#### PREPARE FOR FIRST USE

WASH WITH WARM WATER, CLEAN WITH NEUTRAL DETERGENT WITH A SOFT CLOTH OR SPONGE. RINSE AND DRY THOROUGHLY.

#### INSTRUCTIONS TO USER

- 1) WASH IMMEDIATELY AFTER USE AND WASH KNIVES SEPARATELY FROM FORKS AND SPOONS TO AVOID OXIDATION.
- 2) USE NEUTRAL OR SLIGHTLY ALKALINE DETERGENTS.
- 3) DO NOT RUB THEM WITH ABRASIVE PRODUCTS, METAL OR SYNTHETIC WOOL.
- 4) DRY PIECE BY PIECE WITH A SOFT AND ABSORBING CLOTH IMMEDIATELY AFTER WASHING.
- 5) ALLOW TO DRY COMPLETELY & STORE IN A COOL & DRY PLACE

#### REMARK

THE CONTENT OF METALS & MINERALS NATURALLY EXISTED IN TAP WATER VARIES GREATLY FROM PLACE TO PLACE. THESE METALS & MINERALS IN WATER DROPS LEFT ON THE SURFACE OF WASHED FLATWARE, ESPECIALLY KNIVES, WILL BE OXIDIZED IN OPEN AIR, TAKING HOURS TO FORM PERMANENT STAINS OR WATER MARKS. THE BEST WAY TO PREVENT IS TO DRY THE FLATWARE & KNIVES WITH A SOFT AND ABSORBING CLOTH IMMEDIATELY AFTER WASHING - NO MATTER AFTER MANUAL OR MACHINE WASH.

#### WARNING

LEAVING THE FLATWARE IN FOOD RESIDUE TRAY MAY LEAD TO FORMATION OF PERMANENT STAIN AND MARK ON SURFACE OF THE FLATWARE DUE TO POSSIBLY HIGH ACID AND SALT CONTENT IN THE FOOD RESIDUE. FLATWARE SHALL BE WASHED IMMEDIATELY AFTER USE.

ITEMS IN WHOLE PIECE STAINLESS STEEL, NO MATTER WITH PVD OR NOT, ARE DISHWASHER SAFE.

### STAINLESS STEEL HOLLOW WARE & MINI WARE

PRODUCTS MADE WITH STAINLESS STEEL HAVE A HIGH RESISTANCE TO CORROSION & RUST. AS THE SURFACES ARE EITHER POLISHED IN MIRROR OR SATIN TO PROVIDE AN ATTRACTIVE LUSTER, THEY MUST BE HANDLED WITH CARE TO AVOID SCRATCHING & DENTING.

PROVIDED WITH PROPER USE & CARE, THEY CAN LAST THEIR SHINE FOR YEARS. PLEASE OBSERVE THE FOLLOWING ADVICE.

#### PREPARE FOR FIRST USE

WASH WITH WARM WATER, CLEAN WITH NEUTRAL DETERGENT WITH A SOFT CLOTH OR SPONGE. RINSE AND DRY THOROUGHLY.

#### INSTRUCTIONS TO USER

- 1) WASH IMMEDIATELY AFTER USE.
- 2) USE NEUTRAL OR SLIGHTLY ALKALINE DETERGENTS.
- 3) DO NOT RUB THEM WITH ABRASIVE PRODUCTS, METAL OR SYNTHETIC WOOL.
- 4) DRY PIECE BY PIECE WITH A SOFT AND ABSORBING CLOTH IMMEDIATELY AFTER WASHING.
- 5) ALLOW TO DRY COMPLETELY & STORE IN A COOL & DRY PLACE

#### REMARK

THE CONTENT OF METALS & MINERALS NATURALLY EXISTED IN TAP WATER VARIES GREATLY FROM PLACE TO PLACE. THESE METALS & MINERALS IN WATER DROPS LEFT ON THE SURFACE OF WASHED FLATWARE, ESPECIALLY KNIVES, WILL BE OXIDIZED IN OPEN AIR, TAKING HOURS TO FORM PERMANENT STAINS OR WATER MARKS. THE BEST WAY TO PREVENT IS TO DRY THE FLATWARE & KNIVES WITH A SOFT AND ABSORBING CLOTH IMMEDIATELY AFTER WASHING - NO MATTER AFTER MANUAL OR MACHINE WASH.

THESE PRODUCTS ARE DISHWASHER SAFE.

DO NOT USE IN MICROWAVE OVEN!

### PVD STAINLESS STEEL HOLLOW WARE & MINI WARE

PRODUCTS MADE WITH STAINLESS STEEL HAVE A HIGH RESISTANCE TO CORROSION & RUST. AS THE SURFACES ARE EITHER POLISHED IN MIRROR OR SATIN TO PROVIDE AN ATTRACTIVE LUSTER, THEY MUST BE HANDLED WITH CARE TO AVOID SCRATCHING & DENTING.

PVD IS AN EXTRA PROCESS TO ADD BEAUTIFUL COLOR ONTO THE SURFACE OF POLISHED STAINLESS STEEL. THIS COLOR IS DONE BY A PROCESS CALLED "POLARISED VACUUM DEPOSITION" IN WHICH IONS OF METAL OXIDE DETERMINING THE COLOR IS DEPOSITED ONTO THE SURFACE OF STEEL, LEAVING A PERMANENT AND LONG LASTING SURFACE LAYER.

HANDLING WITH EXTRA CARE WILL HELP TO AVOID SCRATCHING OF SURFACE AND THUS KEEP THE COLOR LONGER. PVD COLORING WILL NOT PEEL BUT IS SUBJECT TO CARELESS SCRATCH.

PROVIDED WITH PROPER USE & CARE, THEY CAN LAST THEIR SHINE FOR YEARS. PLEASE OBSERVE THE FOLLOWING ADVICE.

#### PREPARE FOR FIRST USE

WASH WITH WARM WATER, CLEAN WITH NEUTRAL DETERGENT WITH A SOFT CLOTH OR SPONGE. RINSE AND DRY THOROUGHLY.

#### INSTRUCTIONS TO USER

- 1) WASH IMMEDIATELY AFTER USE.
- 2) USE NEUTRAL OR SLIGHTLY ALKALINE DETERGENTS.
- 3) DO NOT RUB THEM WITH ABRASIVE PRODUCTS, METAL OR SYNTHETIC WOOL.
- 4) DRY PIECE BY PIECE WITH A SOFT AND ABSORBING CLOTH IMMEDIATELY AFTER WASHING.
- 5) ALLOW TO DRY COMPLETELY & STORE IN A COOL & DRY PLACE

#### REMARK

THE CONTENT OF METALS & MINERALS NATURALLY EXISTED IN TAP WATER VARIES GREATLY FROM PLACE TO PLACE. THESE METALS & MINERALS IN WATER DROPS LEFT ON THE SURFACE OF WASHED FLATWARE, ESPECIALLY KNIVES, WILL BE OXIDIZED IN OPEN AIR, TAKING HOURS TO FORM PERMANENT STAINS OR WATER MARKS. THE BEST WAY TO PREVENT IS TO DRY THE FLATWARE & KNIVES WITH A SOFT AND ABSORBING CLOTH IMMEDIATELY AFTER WASHING - NO MATTER AFTER MANUAL OR MACHINE WASH.

THESE PRODUCTS ARE DISHWASHER SAFE.

DO NOT USE IN MICROWAVE OVEN!



## WOODEN SERVING BOARDS & BOWLS

### PREPARE FOR FIRST USE

WASH UNDER RUNNING WATER, CLEAN WITH NEUTRAL DETERGENT WITH A SOFT CLOTH OR SPONGE. RINSE AND DRY THOROUGHLY.

### INSTRUCTIONS TO USER

- 1) THE COLOUR AND GRAIN APPEAR IN NATURAL WOOD VARY DIVERSELY FROM PIECE TO PIECE. THIS IS NATURAL AND DOES NOT AFFECT PERFORMANCE.
- 2) SCRATCHES MAY BE FORMED DURING DAILY USE SUCH AS CUTTING. STAIN, ODOR AND GERMS MIGHT STAY ON THE SCRATCHES. WASHING IMMEDIATELY AFTER EACH USE TOGETHER APPLYING ANTI-BACTERIAL SURFACE CLEANSER WILL BE OF GREAT HELP TO HYGIENE.
- 3) RUB THE WOOD SURFACE WITH SMALL AMOUNT OF VEGETABLE OIL FROM TIME TO TIME CAN RESUME THE SMOOTHNESS AND SHINE OF THE BOARD.
- 4) IT IS ADVISABLE TO REPLACE OLD BOARDS AFTER A REASONABLE TIME OF USE TO AVOID CHANCES FOR GERMS EMBEDDING IN THE SCRATCHES.

### CLEAN & MAINTENANCE

- 5) AFTER EACH USE, APPLY ANTI-BACTERIAL SURFACE CLEANSER, WIPE ONCE AND WASH THOROUGHLY WITH NEUTRAL DETERGENT UNDER RUNNING WATER. RINSE AGAIN AND DRY THOROUGHLY.
- 6) DO NOT USE METAL OR ABRASIVE CLEANING GADGETS, OR APPLY ACIDIC OR CORROSIVE CLEANING LIQUID. PERMANENT DAMAGE CAN BE FORMED.
- 7) SOAKING INTO WATER MUST BE AVOIDED BECAUSE IT MIGHT LEAD TO CRACKING OF BOARD.
- 8) DRY MANUALLY WITH A CLEAN & SOFT CLOTH IMMEDIATELY AFTER WASHING, THEN ALLOW DRYING THOROUGHLY AT A STANDING POST, IN A COOL PLACE AVOIDING DIRECT SUNSHINE.
- 9) DIRECT SUNSHINE OR HEAT FROM STOVE CAN LEAD TO CRACKING OF BOARD. PLEASE AVOID.
- 10) WHEN NOT IN USE, STORE IN A COOL & DRY PLACE TO AVOID MOSS.

**CAUTION! DO NOT USE IN DISHWASHER!**

## PORCELAIN, CERAMIC & STONEWARE

### PREPARE FOR FIRST USE

WASH WITH WARM WATER, CLEAN WITH NEUTRAL DETERGENT WITH A SOFT CLOTH OR SPONGE. RINSE AND DRY THOROUGHLY.

### INSTRUCTIONS TO USER

- 1) THESE PRODUCTS ARE FIRED AT VERY HIGH TEMPERATURE DURING THE FORMATION OF SHAPE & COLOR. THE GLAZE APPLIED FORMED A WATER PROOF SURFACE ON THE PLATES AND BOWLS THUS MAKING THEM VERY SUITABLE TO BE USED FOR FOOD SERVING.
- 2) THANKS TO THE GLAZED SURFACE, THEY ARE STAIN RESISTANT, ODOR RESISTANT AND VIRTUALLY GERMS RESISTANT. HOWEVER DUE TO LONG USE NATURAL WEARING OR SCRATCHES MAY BE FORMED ON THE SURFACE.
- 3) IT IS ADVISABLE TO REPLACE OLD PLATES AND BOWLS AFTER A REASONABLE TIME OF USE TO AVOID CHANCES FOR GERMS EMBEDDING IN THE SCRATCHES.

### CLEAN & MAINTENANCE

- 4) AFTER EACH USE, APPLY NEUTRAL DETERGENT AND USE A SOFT CLOTH OR SPONGE AND WASH THE PRODUCT IN WARM WATER. RINSE AND DRY THOROUGHLY.
- 5) DO NOT USE METAL OR ABRASIVE CLEANING GADGETS, OR APPLY ACIDIC OR CORROSIVE CLEANING LIQUID. PERMANENT DAMAGE CAN BE FORMED.
- 6) AFTER PROPER CLEANING, STORE THE PRODUCT IN A COOL, DRY AND SAFE PLACE. STAY AWAY FROM SHARP METAL OR OBJECTS TO AVOID SCRATCHING.

**THESE PRODUCTS ARE DISHWASHER, OVEN & MICROWAVE SAFE**

**CAUTION! PORCELAIN, CERAMIC OR STONEWARE APPEAR WITH DECAL IN METAL COLOR MIGHT CONTAIN CONSIDERABLE AMOUNT OF REAL METAL, IN THAT CASE THEY ARE NOT SAFE TO BE USED IN MICROWAVE OWEN!**

## SODA LIME GLASSES AND GLASSWARE (NOT INCLUDING DOUBLE WALL GLASSES)

### PREPARE FOR FIRST USE

WASH WITH WARM WATER, CLEAN WITH NEUTRAL DETERGENT WITH A SOFT CLOTH OR SPONGE. RINSE AND DRY THOROUGHLY.

### INSTRUCTIONS TO USER

DO NOT LET CHILDREN USING THIN GLASSES AS THEY MIGHT BITE THE BOWL AND SWALLOW THE CHIPS.

### CLEAN & MAINTENANCE

- 1) AFTER USING, APPLY NEUTRAL DETERGENT AND USE A SOFT CLOTH OR SPONGE AND WASH THE PRODUCT IN WARM WATER. RINSE THE LAST ROUND WITH HOTTER WATER –THE WATER DROPS ON GLASSES, VAPORIZE QUICKLY SO IT IS EASIER TO DRY THOROUGHLY WITH A PIECE OF SOFT CLOTH.
- 2) DO NOT ALLOW TO AIR DRY AS WATER STAIN MAY FORM AND THAT IS DIFFICULT TO REMOVE LATER.
- 3) DO NOT USE METAL OR ABRASIVE CLEANING GADGETS, OR APPLY ACIDIC OR CORROSIVE CLEANING LIQUID. PERMANENT DAMAGE CAN BE FORMED.
- 4) AFTER PROPER CLEANING, STORE THE PRODUCT IN A COOL, DRY AND SAFE PLACE. STAY AWAY FROM SHARP METAL OR OBJECTS TO AVOID SCRATCHING.

**THESE PRODUCTS ARE DISHWASHER & MICROWAVE SAFE**

**NOT FOR STOVE TOP USE!**

**CAUTION! GLASSWARE APPEAR WITH DECAL IN METAL COLOR MIGHT CONTAIN CONSIDERABLE AMOUNT OF REAL METAL, IN THAT CASE THEY ARE NOT SAFE TO BE USED IN MICROWAVE OWEN!**

## DOUBLE WALL GLASSES

DOUBLE WALL GLASSES ARE SO CALLED "THERMO GLASSES" AS THEY KEEP THE DRINK AT THEIR TEMPERATURE LONGER THANKS TO THE DOUBLE WALL VACUUM FEATURE.

WHEN THE DRINK IS HOT, THE GLASS KEEPS YOUR HAND COOL. WHEN THE DRINK IS COLD, THE GLASS DOES NOT FROST SO YOUR HAND STAYS DRY.

HOWEVER AS THESE PRODUCTS ARE UNIQUELY HANDCRAFTED THEY ARE DELICATE AND NOT SUITABLE FOR USE BY CHILDREN DUE TO THIN BODY GAUGE.

### PREPARE FOR FIRST USE

WASH WITH WARM WATER, CLEAN WITH NEUTRAL DETERGENT WITH A SOFT CLOTH OR SPONGE. RINSE AND DRY THOROUGHLY.

### INSTRUCTIONS TO USER

- 1) HOT FLUIDS MUST BE HANDLED WITH CARE
- 2) NOT FOR STOVE TOP USE
- 3) PLEASE KEEP AWAY FROM CHILDREN

### CLEAN & MAINTENANCE

- 4) THESE ARE HANDMADE PRODUCTS WHICH REQUIRE EXTRA CARE FOR HANDLING
- 5) METAL UTENSILS SUCH AS SPOONS, MUST BE APPLIED GENTLY

### EXTRA CARE

- 6) AFTER USING, APPLY NEUTRAL DETERGENT AND USE A SOFT CLOTH OR SPONGE AND WASH THE PRODUCT IN WARM WATER. RINSE AND DRY THOROUGHLY.
- 7) DO NOT USE METAL OR ABRASIVE CLEANING GADGETS, OR APPLY ACIDIC OR CORROSIVE CLEANING LIQUID. PERMANENT DAMAGE CAN BE FORMED.
- 8) AFTER PROPER CLEANING, STORE THE PRODUCT IN A COOL, DRY AND SAFE PLACE. STAY AWAY FROM SHARP METAL OR OBJECTS TO AVOID SCRATCHING.

**THESE PRODUCTS ARE DISHWASHER SAFE**

**DO NOT USE IN MICROWAVE OWEN!**



# NOTE



---

---

---

---

---

---

---

---

---

---



---

---

---

---

---

---

---


---

---

---







---

---

---

---

---

---

---

---

---

---

---

---

---

---

---

---

---

---

---

---








**ATHENA<sup>®</sup>**

**DISTRIBUTED BY :**



**ATHENA TABLEWARE UK LTD.**

The Finance Centre, 34a Southgate,  
Sleaford, Lincolnshire NG34 7RY, The U.K.

[SALES@ATHENA-HORECA.COM](mailto:SALES@ATHENA-HORECA.COM)

[WWW.ATHENA-HORECA.COM](http://WWW.ATHENA-HORECA.COM)





